

SOLAS
Where Speed Begins



Lexor
Stainless Steel Propellers

- All around performance.
- Large diameter and blade area for big boat loads.
- Great high speed performance without sacrificing mid-range speeds.



HR Titan 3
Stainless Steel Propellers

- Performance stainless steel propeller for high speed planning hulls.
- Heavy cup design increases bite and reduces slip.



HR Titan 4
Stainless Steel Propellers

- Performance stainless steel propeller for high speed planning hulls.
- Heavy cup design increases bite and reduces slip.



Saturn
Stainless Steel Propellers

- General purpose stainless steel propeller.



New Saturn
Stainless Steel Propellers

- All around performance stainless steel propeller with good acceleration.
- Large ear design is ideal for pontoons, commercial hulls and heavy loads.

You Need a Solas Prop?

We Got It.

- Fun & Flotation
- Anchor & Dock
- Safety
- Electronics
- Trolling Motors
- Lighting
- Electrical
- Topside Acc.
- Cockpit & Deck
- Instruments
- Steering, Controls
- Perform.
- Fuel System
- Engine & Parts
- Engine Care

Propellers

- Seating & Pedestals
- Tops & Covers
- Pumps
- Cleaning & Care
- Paint & Paint Acc.
- Hardware, Fasteners
- Trailering
- Misc.
- Comm.



Amita 3
Aluminum Propellers

- Outstanding acceleration and top speed.



Amita 4
Aluminum Propellers

- 4 Blade Aluminum.
- Increased static thrust for heavy loads and maneuverability.
- Great stern lift and mid-range performance.



Amita 3-C Plus & 3-E Plus
Aluminum Propellers

Better thrust. Suitable for heavy boats. Traditional rubber hub. Larger blade design.

- Fun & Flotation
- Anchor & Dock
- Safety
- Electronics
- Trolling Motors
- Lighting
- Electrical
- Topside Acc.
- Cockpit & Deck
- Instruments
- Steering, Controls
- Perform.
- Fuel System
- Engine & Parts
- Engine Care
- Propellers**
- Seating & Pedestals
- Tops & Covers
- Pumps
- Cleaning & Care
- Paint & Paint Acc.
- Hardware, Fasteners
- Trailer
- Misc.
- Comm.



Michigan Match propellers are high quality, performance propellers that typically cost less than the OEM propeller you're replacing. Each Michigan Match propeller features a NAVAL brass spindle with a rubber cushioned hub, designed to absorb impact and the stress caused by shifting gears. The rubber bushing is designed to spin free under significant impact, reducing the potential for lower unit damage. Michigan Match propellers are great primary propellers, priced as a weekend-saving spare!



Stainless Steel



Aluminum

Michigan Wheel's Xchangeable Hub System absorbs impact and stress caused by shifting gears and is designed to spin under significant impact to protect your lower end unit. XHS™ is also designed to be interchangeable with Mercury's Flo-Torq™ II hub system, potentially saving you money when replacing or upgrading your propeller. Note: Must order propeller and hub kit separately!

STAINLESS STEEL PROPELLERS - SX3



- General Purpose and Durability.
- Fast planing 3 blade versatile prop.
- Cupped blades provide superior performance.
- Ideal upgrade from aluminum.
- Note: If a customer has an aluminum propeller, a "direct pitch" replacement (same and diameter) is recommended when upgrading.

STAINLESS STEEL PROPELLERS - CX4



- 4 Blade Offshore Cruising and Runabouts.
- Designed for heavier and twin-engine boats as well as runabouts.
- Stays on plane with minimum RPM.
- Tracks true in all water conditions.
- Less vibrations and improved fuel economy.



Advantage I & Advantage II
Stainless Steel Propellers

- One-piece investment cast stainless steel for exceptional strength and safety.
- Progressive design.
- Cupped blades help reduce the chance of cavitation, increasing efficiency and performance.
- Designed to help achieve peak performance at all throttle levels.
- Advantage II: Designed for 135 and Higher H.P.
- Advantage I: Designed for 70-140 H.P.

STAINLESS STEEL PROPELLERS - VX3



- Runabouts and General Recreation.
- Excellent on any recreational boat, from runabouts and cruisers to deck boats.
- Versatile 3 blade performance.
- Custom high luster finish.
- Balance of speed and durability.

ALUMINUM PROPELLERS



- Precision casting provides greater strength and longer life.
- Baked-on corrosion resistant paint gives added protection.
- Engineered to match the power curve of your outboard for superior performance.



Triad I & Triad II
Stainless Steel Propellers

- Stainless steel three blade propeller.
- Peak performance at all throttle levels.
- Triad II: Designed for 35-70 H.P.
- Triad I: Designed for 25-35 H.P.

Basic Propeller Information

PROPELLER BASICS:

This information is critical to determining the correct propeller for your application:

1. 3 or 4 Blades?

A 3-blade propeller usually offers top speed performance while a 4-blade propeller provides a maximum thrust and smooth cruising operation.



2. Diameter:

Diameter is the distance across a circle encompassing all of the propeller blades. (See Original Equipment Considerations item 2 below).

3. Pitch:

Pitch is the theoretical distance a propeller will move through the water for each revolution (i.e. a 21" pitch propeller should move a boat forward 21" for each revolution, assuming there is no slippage).



4. Right Hand or Left Hand Rotation?

In most cases, right hand propellers are used for single engine applications and one left hand propeller is used for twin engine applications to achieve better steering control.

5. Cupped Blades:

This is a technique used to enhance the performance of propellers under certain conditions. A cupped propeller will exhibit very high efficiency at high speeds as well as minimize cavitation under heavy loads.



6. Rake:

Rake is a special design feature. Positive rake benefits from normal bow lift to permit the use of a larger diameter propeller, while negative rake can provide extra blade strength for use in very high speed applications.



ORIGINAL EQUIPMENT CONSIDERATIONS:

1. Determine the year, brand, model and horsepower of your motor.
2. Calculate the diameter of the OEM propeller by measuring from the center of the shaft hole to the tip of a blade x 2 (Example: a measurement of 7-1/4" - a diameter of 14-1/2").
3. Is the type of material aluminum or stainless steel?

PERFORMANCE CONSIDERATIONS:

1. Type of boat (cruiser, ski, runabout, bass, pontoon)?
2. Prop on boat now (brand, model, diameter, pitch, cupping)?
3. Engine RPM at wide open throttle (WOT)?
4. Speed of boat over water at WOT?
5. Normal operating altitude (motors lose 3% of power per 1000 ft.)?

SOLAS Propeller Accessories Installation Instructions

MERCURY INSTALLATION

It is very important to refer to your Engine's Owner Manual for important safety precautions when installing the propeller. Use the original propeller hardware thrust washer, spacer, locking tab, nut, and cotter pin depending on engine/drive manufacturer. This is a Mercury installation instruction.

1. Put the **Thrust Washer** on propeller shaft, just as it came off. The taper on the **Thrust Washer** should mate properly with the taper on the propeller shaft.
2. **Grease the propeller shaft.**
3. Slide the propeller assembly onto the propeller shaft.
4. Install **Spacer** if required. Consult your engine/drive manual.
5. Install the **Tab Washer** if required. Consult your engine/drive manual.
6. Make sure the shaft splines are engaged with spines in space.
7. Install the **Shaft Nut**. Consult your engine/drive manual for proper torque.
8. Secure nut by bending tabs on the **Tab Washer** to engage slots in **Spacer**.

Warning: Always shift engine into the neutral position. Remove spark plug leads and ignition coil lead when you are servicing the propeller.

BRP, YAMAHA, SUZUKI, TOHATSU, HONDA, VOLVO AND YANMAR INSTALLATION

It is very important to refer to your Engine's Owner Manual for important safety precautions when installing the propeller. Use the original propeller hardware thrust washer, spacer, locking tab, nut, and cotter pin depending on engine/drive manufacturer. This is a BRP, Yamaha, Suzuki, Tohatsu, Honda, Volvo and Yanmar installation instruction.

1. Put the **Thrust Washer** on propeller shaft, just as it came off. The taper on the **Thrust Washer** should mate properly with the taper on the propeller shaft.
2. Grease the propeller shaft.
3. Slide the propeller assembly onto the propeller shaft.
4. Install **Spacer** if required. Consult your engine/drive manual.
5. Install the **Washer** if required. Consult your engine/drive manual.
6. Install the **Shaft Nut**. Consult your engine/drive manual for proper torque.
8. Install the **Cotter Pin** if required. Consult your engine/drive manual.

Warning: Always shift engine into the neutral position. Remove spark plug leads and ignition coil lead when you are servicing the propeller.



BRP, Johnson, Evinrude, OMC Stern Drive - Stainless Steel

See Pages 1011-1012 for Propeller Features

- Fun & Flotation
- Anchor & Dock
- Safety
- Electronics
- Trolling Motors
- Lighting
- Electrical
- Topside Acc.
- Cockpit & Deck
- Instruments
- Steering, Controls
- Perform.
- Fuel System
- Engine & Parts
- Engine Care
- Propellers**
- Seating & Pedestals
- Tops & Covers
- Pumps
- Cleaning & Care
- Paint & Paint Acc.
- Hardware, Fasteners
- Trailer
- Misc.
- Comm.

Horsepower	Spline	Dia. x Pitch	Description	Brand	Type	Order No.	Mfg. No.	Price	
9.9-15 HP	13 Tooth	9-1/4" x 8"		Solas	Saturn	867309	2121-093-08	\$171.98	H
9.9-15 HP	13 Tooth	9-1/4" x 9"		Solas	Saturn	867310	2121-093-09	\$171.98	H
9.9-15 HP	13 Tooth	9-1/4" x 10"		Solas	Saturn	867315	2121-093-10	\$171.98	H
9.9-15 HP	13 Tooth	9-1/4" x 11"		Solas	Saturn	867316	2121-093-11	\$171.98	H
20-35 HP	14 Tooth	10-3/4" x 10"		Solas	New Saturn	867323	2231-108-10	\$227.98	H
20-35 HP	14 Tooth	10-1/2" x 11"		Solas	New Saturn	867329	2231-105-11	\$227.98	H
20-35 HP	14 Tooth	10-1/4" x 12"		Solas	New Saturn	867338	2231-103-12	\$227.98	H
20-35 HP	14 Tooth	10-1/8" x 13"		Solas	New Saturn	867339	2231-101-13	\$227.98	H
20-35 HP	14 Tooth	10" x 14"		Solas	New Saturn	867347	2231-100-14	\$227.98	H
20-35 HP	14 Tooth	10" x 15"		Solas	New Saturn	867349	2231-100-15	\$227.98	H
40-75 HP (Small Gearcase)	13 Tooth	12-1/2" x 13"		Solas	New Saturn	867359	2331-125-13	\$309.98	H
40-75 HP (Small Gearcase)	13 Tooth	12-1/4" x 15"		Solas	New Saturn	867366	2331-123-15	\$309.98	H
40-75 HP (Small Gearcase)	13 Tooth	12" x 17"		Solas	New Saturn	867373	2331-120-17	\$309.98	H
40-75 HP (Small Gearcase)	13 Tooth	11-3/4" x 19"		Stiletto	Triad II	860191	22319	\$281.98	LQ
40-140 HP (Large Gearcase)	13 Tooth	13-3/4" x 13"		OMC System	Matched SX3	8675804	765804	\$490.99	I
45-140 HP (Large Gearcase)	13 Tooth	13 3/4" x 13"		Solas	New Saturn	867407	2431-138-13	\$391.98	H
40-140 HP (Large Gearcase)	13 Tooth	13-1/2" x 15"		OMC System	Matched SX3	8675805	765805	\$485.99	I
45-140 HP (Large Gearcase)	13 Tooth	13-1/2" x 15"		Solas	New Saturn	867409	2431-135-15	\$391.98	H
45-140 HP (Large Gearcase)	13 Tooth	13-3/4" x 15"		Solas	Titan	867438	2441-138-15	\$391.98	H
40-140 HP (Large Gearcase)	13 Tooth	13-7/8" x 15"		OMC System	Matched VX3	8675795	765795	\$489.99	I
40-140 HP (Large Gearcase)	13 Tooth	13-1/4" x 17"		OMC System	Matched SX3	8675806	765806	\$485.99	I
45-140 HP (Large Gearcase)	13 Tooth	13-1/4" x 17"		Solas	New Saturn	867412	2431-133-17	\$391.98	H
45-140 HP (Large Gearcase)	13 Tooth	13-1/4" x 17"		Solas	Titan	867440	2441-133-17	\$391.98	H
40-140 HP (Large Gearcase)	13 Tooth	13-7/8" x 17"		OMC System	Matched VX3	8675796	765796	\$489.99	I
40-140 HP (Large Gearcase)	13 Tooth	13" x 19"		OMC System	Matched SX3	8675807	765807	\$485.99	I
45-140 HP (Large Gearcase)	13 Tooth	13" x 19"		Solas	New Saturn	867424	2431-130-19	\$391.98	H
45-140 HP (Large Gearcase)	13 Tooth	13-1/4" x 19"		Stiletto	Advantage I	860317	21319	\$344.98	LQ
40-140 HP (Large Gearcase)	13 Tooth	13-7/8" x 19"		OMC System	Matched VX3	8675797	765797	\$489.99	I
45-140 HP (Large Gearcase)	13 Tooth	13" x 21"		Solas	New Saturn	867436	2431-130-21	\$391.98	H
40-140 HP (Large Gearcase)	13 Tooth	13-7/8" x 21"		OMC System	Matched VX3	8675798	765798	\$489.99	I
40-140 HP (Large Gearcase)	13 Tooth	13-1/2" x 13"	4 Blade	OMC System	Matched CX4	8675799	765799	\$547.99	I
45-140 HP (Large Gearcase)	13 Tooth	13-1/2" x 13"	4 Blade	Solas	HR Titan 4	868188	2453-135-13	\$405.98	H
45-140 HP (Large Gearcase)	13 Tooth	13-1/4" x 15"	4 Blade	Solas	HR Titan 4	868190	2453-133-15	\$405.98	H
40-140 HP (Large Gearcase)	13 Tooth	13-1/4" x 15"	4 Blade	OMC System	Matched CX4	8675800	765800	\$547.99	I
40-140 HP (Large Gearcase)	13 Tooth	13" x 17"	4 Blade	OMC System	Matched CX4	8675801	765801	\$547.99	I
45-140 HP (Large Gearcase)	13 Tooth	13" x 17"	4 Blade	Solas	HR Titan 4	868214	2453-130-17	\$405.98	H
40-140 HP (Large Gearcase)	13 Tooth	13" x 19"	4 Blade	OMC System	Matched CX4	8675802	765802	\$547.99	I
45-140 HP (Large Gearcase)	13 Tooth	13" x 19"	4 Blade	Solas	HR Titan 4	868227	2453-130-19	\$405.98	H
40-140 HP (Large Gearcase)	13 Tooth	13" x 21"	4 Blade	OMC System	Matched CX4	8675803	765803	\$547.99	I
45-140 HP (Large Gearcase)	13 Tooth	13" x 21"	4 Blade	Solas	HR Titan 4	868236	2453-130-21	\$405.98	H
DF 90-140 (4 Stroke)	15 Tooth	13-7/8" x 15"		Solas	HR Titan 3	873868	3451-139-15	\$411.98	H
DF 90-140 (4 Stroke)	15 Tooth	13-7/8" x 17"		Solas	HR Titan 3	873869	3451-139-17	\$411.98	H
DF 90-140 (4 Stroke)	15 Tooth	13-7/8" x 19"		Solas	HR Titan 3	873871	3451-139-19	\$411.98	H
DF 90-140 (4 Stroke)	15 Tooth	13-7/8" x 21"		Solas	HR Titan 3	873883	3451-139-21	\$411.98	H
90-300 HP	15 Tooth	14-1/4" x 15"		Stiletto	Advantage II	860379	20315	\$357.98	LQ
90-300 HP	15 Tooth	14-1/2" x 15"		Solas	New Saturn	867448	2531-145-15	\$406.98	H
90-300 HP	15 Tooth	15-1/2" x 15"		Solas	Titan	867502	2541-155-15	\$406.98	H
90-300 HP	15 Tooth	14-1/4 x 17"		Solas	New Saturn	867450	2531-143-17	\$406.98	H
90-300 HP	15 Tooth	14-3/4" x 17"		Solas	HR Titan 3	867504	2551-148-17	\$411.98	H
90-300 HP	15 Tooth	15-1/3" x 17"		Solas	Titan	867506	2541-153-17	\$406.98	H
90-300 HP	15 Tooth	15 1/4" x 19"		Solas	Lexor	869430	2571-153-19	\$502.98	H
90-300 HP	15 Tooth	14" x 19"		Solas	New Saturn	867474	2531-140-19	\$406.98	H
90-300 HP	15 Tooth	14-1/4" x 19"		Stiletto	Advantage II	860393	20319	\$357.98	LQ
90-300 HP	15 Tooth	14-3/4" x 19"		Solas	HR Titan 3	867508	2551-148-19	\$411.98	H
90-300 HP	15 Tooth	14" x 21"		Solas	New Saturn	867498	2531-140-21	\$406.98	H
90-300 HP	15 Tooth	14-1/2" x 21"		Solas	HR Titan 3	8655191	2551-145-21	\$411.98	H
90-300 HP	15 Tooth	14-1/4" x 23"		Stiletto	Advantage II	860418	20323	\$357.98	LQ
90-300 HP	15 Tooth	14 1/2" x 15"	4 Blade	Solas	HR Titan 4	868540	2553-145-15	\$427.98	H
90-300 HP	15 Tooth	14-1/4" x 17"	4 Blade	Solas	HR Titan 4	868541	2553-143-17	\$427.98	H
90-300 HP	15 Tooth	14-1/8" x 19"	4 Blade	Solas	HR Titan 4	868553	2553-141-19	\$427.98	H
90-300 HP	15 Tooth	14" x 21"	4 Blade	Solas	HR Titan 4	868565	2553-140-21	\$427.98	H
90-300 HP	15 Tooth	14" x 25"	4 Blade	Solas	HR Titan 4	868568	2553-140-25	\$427.98	H

BRP, Johnson, Evinrude, OMC Stern Drive - Aluminum

See Pages 1011-1012 for Propeller Features

Horsepower	Spline	Dia. x Pitch	Description	Brand	Type	Order No.	Mfg. No.	Price	
5-8 HP (Pin Drive)		8" x 7"		Solas	Amita 3	866377	2011-080-07P	\$71.98	H
5-8 HP (Pin Drive)		8-1/2" x 8"		Solas	Amita 3	866378	2011-083-08P	\$71.98	H
5-8 HP (Pin Drive)		8-1/2" x 9"		Solas	Amita 3	866379	2011-085-09P	\$71.98	H
5-8 HP (Pin Drive)		8-1/2" x 9"	Non-Thru Hub	Michigan Wheel	Michigan Match	346684	012032	\$100.98	G
6, 9, 10, 14, 15 HP (Pin Drive)		8-1/4" x 8-1/2"	Non-Thru Hub	Michigan Wheel	Michigan Match	346925	012007	\$102.98	G
6, 9, 10, 14, 15 HP (Pin Drive)		8-1/4" x 8"	Non-Thru Hub	Michigan Wheel	Michigan Match	346913	012008	\$102.98	G
8-25 HP (Pin Drive)		9" x 10"		Solas	Amita 3	866409	2111-090-10P	\$87.98	H
8-25 HP (Pin Drive)		9-1/4" x 11"		Solas	Amita 3	866412	2111-093-11P	\$87.98	H
9.9-15 HP	13 Tooth	9-1/4" x 7"		OMC System	Matched	B765752	765752	\$100.99	I
9.9-15 HP	13 Tooth	9-1/4" x 7"		Solas	Amita 3	866382	2111-093-07	\$79.98	H
9.9-15 HP	13 Tooth	9-1/4" x 8"		OMC System	Matched	B765753	765753	\$101.99	I
9.9-15 HP	13 Tooth	9-1/4" x 8"		Solas	Amita 3	866383	2111-093-08	\$79.98	H
9.9-15 HP	13 Tooth	9-1/4" x 9"		OMC System	Matched	B765754	765754	\$100.99	I
9.9-15 HP	13 Tooth	9-1/4" x 9"		Solas	Amita 3	866384	2111-093-09	\$79.98	H
9.9-15 HP	13 Tooth	9-1/4" x 10"		OMC System	Matched	B765755	765755	\$99.99	I
9.9-15 HP	13 Tooth	9-1/4" x 10"		Solas	Amita 3	866408	2111-093-10	\$79.98	H
9.9-15 HP	13 Tooth	9.3" x 10"		Michigan Wheel	Michigan Match	346951	012111	\$107.98	G
9.9-15 HP	13 Tooth	9-1/4" x 11"		OMC System	Matched	B765756	765756	\$100.99	I
9.9-15 HP	13 Tooth	10" x 5"	4 Blade	Solas	Amita 4	866371	2113-100-05	\$104.98	H
9.9-15 HP	13 Tooth	9-1/4" x 7"	4 Blade	Solas	Amita 4	866380	2113-093-07	\$88.98	H
9.9-15 HP	13 Tooth	10" x 7"	4 Blade	Solas	Amita 4	866376	2113-100-07	\$104.98	H
9.9-15 HP	13 Tooth	9-1/4" x 8"	4 Blade	Solas	Amita 4	866375	2113-093-08	\$88.98	H
9.9-15 HP	13 Tooth	9-1/4" x 9"	4 Blade	Solas	Amita 4	866372	2113-093-09	\$88.98	H
9.9-15 HP	13 Tooth	9-1/4" x 10"	4 Blade	Solas	Amita 4	866373	2113-093-10	\$88.98	H
9.9-15 HP	13 Tooth	9-1/4" x 11"	4 Blade	Solas	Amita 4	866374	2113-093-11	\$88.98	H
10-28 HP	13 Tooth	9-1/4" x 11"		Solas	Amita 3	866411	2111-093-11	\$79.98	H
10-25 HP		9" x 9"	Non-Thru Hub	Michigan Wheel	Michigan Match	347028	012109	\$107.98	G
10-25 HP		9" x 10"	Non-Thru Hub	Michigan Wheel	Michigan Match	347030	012011	\$107.98	G
10-25 HP		9-1/4" x 11"	Non-Thru Hub	Michigan Wheel	Michigan Match	347042	012013	\$107.98	G
20-35 HP	14 Tooth	11" x 9"		OMC System	Matched	B765757	765757	\$117.99	I
20-35 HP	14 Tooth	11" x 9"		Solas	Amita 3	866395	2211-110-09	\$87.98	H
20-35 HP	14 Tooth	10-1/2" x 11"		Solas	Amita 3	866422	2211-105-11	\$87.98	H
20-35 HP	14 Tooth	10-1/2" x 11"		OMC System	Matched	B765758	765758	\$117.99	I
20-35 HP	14 Tooth	10-1/2" x 11"		Michigan Wheel	Michigan Match	347220	012055	\$125.98	E
20-35 HP	14 Tooth	10-1/4" x 12"		Solas	Amita 3	866446	2211-103-12	\$87.98	H
20-35 HP	14 Tooth	10-1/2" x 12"		OMC System	Matched	B765759	765759	\$117.99	I
20-35 HP	14 Tooth	10" x 13"		OMC System	Matched	B765760	765760	\$117.99	I
20-35 HP	14 Tooth	10-1/8" x 13"		Solas	Amita 3	866460	2211-101-13	\$87.98	H
20-35 HP	14 Tooth	10" x 14"		Solas	Amita 3	866484	2211-100-14	\$87.98	H
20-35 HP	14 Tooth	10" x 15"		OMC System	Matched	B765761	765761	\$117.99	I
20-35 HP	14 Tooth	10" x 15"		Solas	Amita 3	866496	2211-100-15	\$87.98	H
20-35 HP	14 Tooth	10.2" x 11"	4 Blade	OMC System	Matched	B765762	765762	\$128.99	I
20-35 HP	14 Tooth	10-1/5" x 11"	4 Blade	Solas	Amita 4	866498	2213-102-11	\$104.98	H
20-35 HP	14 Tooth	10.1" x 12"	4 Blade	OMC System	Matched	B765763	765763	\$128.99	I
20-35 HP	14 Tooth	10.1" x 12"	4 Blade	Solas	Amita 4	866499	2213-101-12	\$104.98	H
20-35 HP	14 Tooth	10" x 13"	4 Blade	OMC System	Matched	B765764	765764	\$128.99	I
20-35 HP	14 Tooth	10" x 13"	4 Blade	Solas	Amita 4	866500	2213-100-13	\$104.98	H
20-35 HP	14 Tooth	10" x 14"	4 Blade	OMC System	Matched	B765765	765765	\$128.99	I
20-35 HP	14 Tooth	10" x 14"	4 Blade	Solas	Amita 4	866501	2213-100-14	\$104.98	H
20-35 HP	14 Tooth	10" x 15"	4 Blade	OMC System	Matched	B765766	765766	\$128.99	I
20-35 HP	14 Tooth	10" x 15"	4 Blade	Solas	Amita 4	866502	2213-100-15	\$104.98	H

Fun & Flotation

Anchor & Dock

Safety

Electronics

Trolling Motors

Lighting

Electrical

Topside Acc.

Cockpit & Deck

Instruments

Steering, Controls

Perform.

Fuel System

Engine & Parts

Engine Care

Propellers

Seating & Pedestals

Tops & Covers

Pumps

Cleaning & Care

Paint & Paint Acc.

Hardware, Fasteners

Trailering

Misc.

Comm.

BRP, Johnson, Evinrude, OMC Stern Drive - Aluminum (cont.)

See Pages 1011-1012 for Propeller Features

	Horsepower	Spline	Dia. x Pitch	Description	Brand	Type	Order No.	Mfg. No.	Price	
	40-75 HP (Small Gearcase)	13 Tooth	13" x 11"		OMC System	Matched	8765767	765767	\$142.99	I
	40-75 HP (Small Gearcase)	13 Tooth	13" x 11"		Michigan Wheel	Michigan Match	347282	012036	\$138.98	L
	40-75 HP (Small Gearcase)	13 Tooth	13" x 11"		Solas	Amita 3	866505	2311-130-11	\$122.98	H
	40-75 HP (Small Gearcase)	14 Tooth	12-1/2" x 13"		OMC System	Matched	8765768	765768	\$141.99	I
	40-75 HP (Small Gearcase)	13 Tooth	12-1/2" x 13"		Solas	Amita 3	866509	2311-125-13	\$122.98	H
	40-75 HP (Small Gearcase)	13 Tooth	12-1/2" x 13"		Michigan Wheel	Michigan Match	347294	012037	\$138.98	E
	40-75 HP (Small Gearcase)	13 Tooth	12-1/4" x 15"		OMC System	Matched	8765769	765769	\$141.99	I
	40-75 HP (Small Gearcase)	13 Tooth	12-1/4" x 15"		Solas	Amita 3	866523	2311-123-15	\$122.98	H
	40-75 HP (Small Gearcase)	13 Tooth	12" x 17"		OMC System	Matched	8765770	765770	\$141.99	I
	40-75 HP (Small Gearcase)	13 Tooth	12" x 17"		Solas	Amita 3	866547	2311-120-17	\$122.98	H
	40/50 HP (4-Stroke)		12" x 10"		OMC System	Matched	8765771	765771	\$153.99	I
	40/50 HP (4-Stroke)		11.8" x 11"		OMC System	Matched	8765772	765772	\$153.99	I
	40/50 HP (4-Stroke)		11.6" x 12"		OMC System	Matched	8765773	765773	\$153.99	I
	40/50 HP (4-Stroke)		11.6" x 13"		OMC System	Matched	8765774	765774	\$153.99	I
	40/50 HP (4-Stroke)		11.6" x 14"		OMC System	Matched	8765775	765775	\$153.99	I
Fun & Flotation	DF 90, 115, 140 (4 Stroke)	15 Tooth	13-3/4" x 15"	4 Blade	Solas	Amita 4	873340	3413-138-15	\$165.98	H
Anchor & Dock	DF 90, 115, 140 (4 Stroke)	15 Tooth	13-3/4" x 17"	4 Blade	Solas	Amita 4	873352	3413-138-17	\$165.98	H
	DF 90, 115, 140 (4 Stroke)	15 Tooth	13-3/4" x 19"	4 Blade	Solas	Amita 4	873364	3413-138-19	\$165.98	H
Safety	DF 90, 115, 140 (4 Stroke)	15 Tooth	13-3/4" x 21"	4 Blade	Solas	Amita 4	873376	3413-138-21	\$165.98	H
	DF 70A, 80A, 90A (4 Stroke)	15 Tooth	13.875" x 17"		Solas	Amita 3	866833	3411-139-17	\$148.98	H
Electronics	DF 70A, 80A, 90A (4 Stroke)	15 Tooth	13.875" x 19"		Solas	Amita 3	866835	3411-139-19	\$148.98	H
	DF 70A, 80A, 90A (4 Stroke)	15 Tooth	13.875" x 21"		Solas	Amita 3	866837	3411-139-21	\$148.98	H
Trolling Motors	45-140 HP (Large Gearcase)	13 Tooth	13-3/4" x 13"		Solas	Amita 3	866561	2411-138-13	\$136.98	H
	45-140 HP (Large Gearcase)	13 Tooth	13-1/2" x 15"		Solas	Amita 3	866573	2411-135-15	\$136.98	H
Lighting	45-140 HP (Large Gearcase)	13 Tooth	14" x 9"		Solas	Amita 3	866550	2411-140-09	\$136.98	H
	45-140 HP (Large Gearcase)	13 Tooth	14" x 11"		Solas	Amita 3	866551	2411-140-11	\$136.98	H
Electrical	45-140 HP (Large Gearcase)	13 Tooth	13-1/4" x 17"		Solas	Amita 3	866597	2411-133-17	\$136.98	H
	45-140 HP (Large Gearcase)	13 Tooth	13" x 19"		Solas	Amita 3	866612	2411-130-19	\$136.98	H
Topside Acc.	40-140 HP (Large Gearcase)	13 Tooth	13" x 19"		Michigan Wheel	Michigan Match	347408	011004	\$152.98	G
	45-140 HP (Large Gearcase)	13 Tooth	13.2" x 19"		Solas	Amita 3	866613	2411-132-19	\$136.98	H
Cockpit & Deck	45-140 HP (Large Gearcase)	13 Tooth	13" x 21"		Solas	Amita 3	866623	2411-130-21	\$136.98	H
	40-140 HP (Large Gearcase)	13 Tooth	13" x 21"		Michigan Wheel	Michigan Match	347410	011005	\$152.98	E
Instruments	45-140 HP (Large Gearcase)	13 Tooth	13.2" x 21"		Solas	Amita 3	866624	2411-132-21	\$136.98	H
	45-140 HP (Large Gearcase)	13 Tooth	13-3/4" x 13"	4 Blade	Solas	Amita 4	866626	2413-133-13	\$152.98	H
Steering, Controls	45-140 HP (Large Gearcase)	13 Tooth	13" x 15"	4 Blade	Solas	Amita 4	866627	2413-130-15	\$152.98	H
	45-140 HP (Large Gearcase)	13 Tooth	12-3/4" x 17"	4 Blade	Solas	Amita 4	866628	2413-128-17	\$152.98	H
Perform.	45-140 HP (Large Gearcase)	13 Tooth	12-1/2" x 19"	4 Blade	Solas	Amita 4	866629	2413-125-19	\$152.98	H
	45-140 HP (Large Gearcase)	13 Tooth	12-1/2" x 21"	4 Blade	Solas	Amita 4	866631	2413-125-21	\$152.98	H
Fuel System	90-300 HP	15 Tooth	15-1/2" x 13"		Solas	Amita 3	866649	2511-155-13	\$148.98	H
	90-300 HP	15 Tooth	15" x 15"		Solas	Amita 3	866650	2511-150-15	\$148.98	H
Engine & Parts	90-300 HP	15 Tooth	14.8" x 17"		Solas	Amita 3	866674	2511-148-17	\$148.98	H
	90-300 HP	15 Tooth	15-1/2" x 17"		Solas	Amita 3 - E Plus	866675	2511-155-17	\$165.98	H
Engine Care	90-300 HP	15 Tooth	14-1/2" x 19"		Michigan Wheel	Michigan Match	347686	011008	\$171.98	E
	90-300 HP	15 Tooth	14-1/2" x 19"		Solas	Amita 3	866698	2511-145-19	\$148.98	H
Propellers	90-300 HP	15 Tooth	15.3" x 19"		Solas	Amita 3 - E Plus	866699	2511-153-19	\$165.98	H
	90-300 HP	15 Tooth	14.3" x 21"		Solas	Amita 3	866713	2511-143-21	\$148.98	H
Seating & Pedestals	90-300 HP	15 Tooth	15.3" x 21"		Solas	Amita 3 - E Plus	866714	2511-153-21	\$165.98	H
	90-300 HP	15 Tooth	14.2" x 23"		Solas	Amita 3	866715	2511-142-23	\$148.98	H
Tops & Covers	90-300 HP	15 Tooth	14-3/4" x 15"	4 Blade	Solas	Amita 4	866716	2513-148-15	\$165.98	H
	90-300 HP	15 Tooth	14-1/2" x 17"	4 Blade	Solas	Amita 4	866717	2513-145-17	\$165.98	H
Pumps	90-300 HP	15 Tooth	14-1/4" x 19"	4 Blade	Solas	Amita 4	866718	2513-143-19	\$165.98	H
	90-300 HP	15 Tooth	14" x 21"	4 Blade	Solas	Amita 4	866719	2513-140-21	\$165.98	H

Cleaning & Care										
Paint & Paint Acc.										
Hardware, Fasteners										
Trailer										
Misc.										
Comm.										

SEE PAGE 1023 FOR PROPELLER DISPLAYS

Mercury, Mariner, Mercruiser - Stainless Steel

See Pages 1011-1012 for Propeller Features

Horsepower	Spline	Dia. x Pitch	Description	Brand	Type	Order No.	Mfg. No.	Price	
6-15 HP	8 Tooth	9-1/4" x 8"		Solas	Saturn	867006	1121-093-08	\$171.98	H
6-15 HP	8 Tooth	9-1/4" x 9"		Solas	Saturn	867018	1121-093-09	\$171.98	H
6-15 HP	8 Tooth	9-1/4" x 10"		Solas	Saturn	867020	1121-093-10	\$171.98	H
6-15 HP	8 Tooth	9-1/4" x 11"		Solas	Saturn	867021	1121-093-11	\$171.98	H
9.9-25 HP	10 Tooth	10-1/2" x 11"		Solas	New Saturn	867032	1231-105-11	\$227.98	H
9.9-25 (4 Stroke)	10 Tooth	10-1/8" x 12"		Stiletto	Triad I	857497	13312	\$270.98	LQ
9.9-25 HP	10 Tooth	10-1/4" x 12"		Solas	New Saturn	867056	1231-103-12	\$227.98	H
9.9-25 HP	10 Tooth	10-1/8" x 13"		Solas	New Saturn	867070	1231-101-13	\$227.98	H
9.9-25 HP	10 Tooth	10" x 14"		Solas	New Saturn	867082	1231-100-14	\$227.98	H
9.9-25 (4 Stroke)	10 Tooth	10-1/8" x 14"		Stiletto	Triad I	857498	13314	\$270.98	LQ
9.9-25 HP	10 Tooth	10" x 15"		Solas	New Saturn	867098	1231-100-15	\$227.98	H
25-70 HP	13 Tooth	12" x 9"		Solas	New Saturn	866951	1331-120-09	\$309.98	H
25-70 HP	13 Tooth	10-7/8" x 10"		Solas	New Saturn	866952	1331-119-10	\$309.98	H
25-70 HP	13 Tooth	11-5/8" x 11"		Solas	New Saturn	866953	1331-116-11	\$309.98	H
25-70 HP	13 Tooth	11-3/8" x 12"		Solas	New Saturn	866964	1331-114-12	\$309.98	H
25-70 HP	13 Tooth	11-1/8" x 13"		Solas	New Saturn	866965	1331-111-13	\$309.98	H
25-70 HP	13 Tooth	11-1/8" x 14"		Solas	New Saturn	866966	1331-111-14	\$309.98	H
25-70 HP	13 Tooth	11" x 15"		Solas	New Saturn	866977	1331-110-15	\$309.98	H
40-140 HP	15 Tooth	14" x 11"		Solas	New Saturn	867167	1431-140-11	\$391.98	H
40-140 HP	15 Tooth	13-3/4" x 13"		Solas	New Saturn	867169	1431-138-13	\$391.98	H
40-140 HP	15 Tooth	13-3/4" x 13"		Solas	Titan	867209	1441-138-13	\$391.98	H
40-140 HP	15 Tooth	13-1/2" x 15"		Solas	New Saturn	867171	1431-135-15	\$391.98	H
40-140 HP	15 Tooth	13-3/4" x 15"		Solas	Titan	867210	1441-138-15	\$391.98	H
40-140 HP	15 Tooth	13-1/4" x 17"		Solas	Titan	867211	1441-133-17	\$391.98	H
40-140 HP	15 Tooth	13-1/4" x 17"		Solas	New Saturn	867188	1431-133-17	\$391.98	H
40-140 HP	15 Tooth	13" x 19"		Solas	New Saturn	867195	1431-130-19	\$391.98	H
40-140 HP	15 Tooth	13-1/4" x 19"		Solas	Titan	867212	1441-133-19	\$391.98	H
40-140 HP	15 Tooth	13" x 21"		Solas	New Saturn	867208	1431-130-21	\$391.98	H
40-140 HP	15 Tooth	13-1/4" x 15"	4 Blade	Solas	HR Titan 4	868116	1453-133-15	\$405.98	H
40-140 HP	15 Tooth	13" x 17"	4 Blade	Solas	HR Titan 4	868091	1453-130-17	\$405.98	H
40-140 HP	15 Tooth	13" x 19"	4 Blade	Solas	HR Titan 4	868070	1453-130-19	\$405.98	H
40-140 HP	15 Tooth	13" x 21"	4 Blade	Solas	HR Titan 4	868084	1453-130-21	\$405.98	H
135 & Higher HP	15 Tooth	15-5/8" x 13"	**	Solas	New Saturn - E Plus	867220	1531-156-13	\$472.98	H
135 & Higher HP	15 Tooth	14-1/2" x 15"	**	Solas	New Saturn	867222	1531-145-15	\$406.98	H
135 & Higher HP	15 Tooth	15-1/2" x 15"	**	Solas	Titan	867297	1541-155-15	\$406.98	H
135 & Higher HP	15 Tooth	14-1/4" x 17"	**	Solas	New Saturn	867246	1531-143-17	\$406.98	H
135 & Higher HP	15 Tooth	14-3/4" x 17"	**	Solas	HR Titan 3	868450	1551-148-17	\$411.98	H
135 & Higher HP	15 Tooth	14 3/4" x 17"	Left Ro.	Solas	HR Titan 3	868462	1552-148-17	\$411.98	H
135 & Higher HP	15 Tooth	15.3" x 17"	**	Solas	Titan	867298	1541-153-17	\$406.98	H
135 & Higher HP	15 Tooth	15-1/2" x 17"	**	Solas	Lexor	869226	1571-155-17	\$502.98	H
135 & Higher HP	15 Tooth	14" x 19"	**	Solas	New Saturn	867260	1531-140-19	\$406.98	H
135 & Higher HP	15 Tooth	14-3/4" x 19"	**	Solas	HR Titan 3	868452	1551-148-19	\$411.98	H
135 & Higher HP	15 Tooth	14 3/4" x 19"	Left Ro.	Solas	HR Titan 3	868463	1552-148-19	\$411.98	H
135 & Higher HP	15 Tooth	15" x 19"	**	Solas	Titan	867299	1541-150-19	\$406.98	H
135 & Higher HP	15 Tooth	15-1/4" x 19"	**	Solas	Lexor	869240	1571-153-19	\$502.98	H
135 & Higher HP	15 Tooth	15-1/4" x 19"	Left Ro.**	Solas	Lexor	869353	1572-153-19	\$502.98	H
135 & Higher HP	15 Tooth	14-3/4" x 20"	**	Solas	HR Titan 3	868454	1551-148-20	\$411.98	H
135 & Higher HP	15 Tooth	14" x 21"	**	Solas	New Saturn	867284	1531-140-21	\$406.98	H
135 & Higher HP	15 Tooth	14-1/2" x 21"	**	Solas	HR Titan 3	868456	1551-145-21	\$411.98	H
135 & Higher HP	15 Tooth	14 1/2" x 21"	Left Ro.	Solas	HR Titan 3	868461	1552-145-21	\$411.98	H
135 & Higher HP	15 Tooth	14-4/5" x 21"	**	Solas	Titan	867300	1541-148-21	\$406.98	H
135 & Higher HP	15 Tooth	15" x 21"	**	Solas	Lexor	869264	1571-150-21	\$502.98	H
135 & Higher HP	15 Tooth	15" x 21"	Left Ro.**	Solas	Lexor	869365	1572-150-21	\$502.98	H
135 & Higher HP	15 Tooth	14-1/4" x 22"	**	Solas	HR Titan 3	868458	1551-143-22	\$411.98	H
135 & Higher HP	15 Tooth	14" x 23"	**	Solas	New Saturn-E Plus	867295	1531-140-23	\$406.98	H
135 & Higher HP	15 Tooth	14" x 24"	**	Solas	HR Titan 3	868460	1551-140-24	\$411.98	H
135 & Higher HP	15 Tooth	14-1/2" x 25"	**	Solas	Lexor	869267	1571-145-25	\$502.98	H
135 & Higher HP	15 Tooth	14-1/2" x 15"	4 Blade**	Solas	HR Titan 4	868464	1553-145-15	\$427.98	H
135 & Higher HP	15 Tooth	14-1/4" x 17"	4 Blade**	Solas	HR Titan 4	868476	1553-143-17	\$427.98	H
135 & Higher HP	15 Tooth	14 1/4" x 17"	4 Blade, Left Ro.	Solas	HR Titan 4	868506	1554-143-17	\$427.98	H
135 & Higher HP	15 Tooth	14-1/8" x 18"	4 Blade**	Solas	HR Titan 4	868487	1553-141-18	\$427.98	H
135 & Higher HP	15 Tooth	14-1/8" x 19"	4 Blade**	Solas	HR Titan 4	868488	1553-141-19	\$427.98	H
135 & Higher HP	15 Tooth	14 1/8" x 19"	4 Blade, Left Ro.	Solas	HR Titan 4	868504	1554-141-19	\$427.98	H
135 & Higher HP	15 Tooth	14" x 20"	4 Blade**	Solas	HR Titan 4	868489	1553-140-20	\$427.98	H
135 & Higher HP	15 Tooth	14" x 21"	4 Blade, Left Ro.	Solas	HR Titan 4	868502	1554-140-21	\$427.98	H
135 & Higher HP	15 Tooth	14" x 21"	4 Blade**	Solas	HR Titan 4	868490	1553-140-21	\$427.98	H
135 & Higher HP	15 Tooth	14" x 23"	4 Blade**	Solas	HR Titan 4	868491	1553-140-23	\$427.98	H
135 & Higher HP	15 Tooth	14" x 25"	4 Blade**	Solas	HR Titan 4	868492	1553-140-25	\$427.98	H

**Includes Sterndrives Alpha One & Bravo One

Fun & Flotation
Anchor & Dock
Safety
Electronics
Trolling Motors
Lighting
Electrical
Topside Acc.
Cockpit & Deck
Instruments
Steering, Controls
Perform.
Fuel System
Engine & Parts
Engine Care
Propellers
Seating & Pedestals
Tops & Covers
Pumps
Cleaning & Care
Paint & Paint Acc.
Hardware, Fasteners
Trailerling
Misc.
Comm.

Mercruiser III

See Pages 1011-1012 for Propeller Features

Horsepower	Spline	Dia. x Pitch	Description	Brand	Type	Order No.	Mfg. No.	Price
Fits all Mercruiser Bravo III Stern Drives	19 Tooth	14-1/4" x 22"	Rear	Solas	B3 Bravo III	877852	1651-143-22	\$627.98 H
	19 Tooth	14" x 24"	Rear	Solas	B3 Bravo III	877854	1651-140-24	\$627.98 H
	19 Tooth	14" x 26"	Rear	Solas	B3 Bravo III	877856	1651-140-26	\$627.98 H
	19 Tooth	15-3/4" x 22"	Front	Solas	B3 Bravo III	877861	1654-158-22	\$688.98 H
	19 Tooth	15-1/2" x 24"	Front	Solas	B3 Bravo III	877863	1654-155-24	\$688.98 H
	19 Tooth	15-1/2" x 26"	Front	Solas	B3 Bravo III	877865	1654-155-26	\$688.98 H



B3 for Mercury Bravo III

Stainless Steel Propellers



- Fun & Flotation
- Anchor & Dock
- Safety
- Electronics
- Trolling Motors
- Lighting
- Electrical
- Topside Acc.
- Cockpit & Deck
- Instruments
- Steering, Controls
- Perform.
- Fuel System
- Engine & Parts
- Engine Care
- Propellers**
- Seating & Pedestals
- Tops & Covers
- Pumps
- Cleaning & Care
- Paint & Paint Acc.
- Hardware, Fasteners
- Trailer
- Misc.
- Comm.

Mercury, Mariner, Mercruiser - Aluminum

See Pages 1011-1012 for Propeller Features

Horsepower	Spline	Dia. x Pitch	Description	Brand	Type	Order No.	Mfg. No.	Price
4-10 HP	8 Tooth	9" x 9"	2 Blade	Michigan Wheel	Michigan Match	345757	032021	\$133.98 H
6-15 HP	8 Tooth	9-1/4" x 7"		Solas	Amita 3	866002	1111-093-07	\$79.98 H
6-15 HP	8 Tooth	9-1/4" x 8"		Solas	Amita 3	866003	1111-093-08	\$79.98 H
6-15 HP	8 Tooth	9-1/4" x 9"		Solas	Amita 3	866004	1111-093-09	\$79.98 H
6-15 HP	8 Tooth	9" x 9"		Michigan Wheel	Michigan Match	345606	032052	\$105.98 G
6-15 HP	8 Tooth	9-1/4" x 10"		Solas	Amita 3	866005	1111-093-10	\$79.98 H
6-15 HP	8 Tooth	9-1/4" x 11"		Solas	Amita 3	866006	1111-093-11	\$79.98 H
6-15 HP	8 Tooth	10" x 5"	4 Blade	Solas	Amita 4	865999	1113-100-05	\$104.98 H
6-15 HP	8 Tooth	9-1/4" x 7"	4 Blade	Solas	Amita 4	865599	1113-093-07	\$88.98 H
6-15 HP	8 Tooth	10" x 7"	4 Blade	Solas	Amita 4	865600	1113-100-07	\$104.98 H
6-15 HP	8 Tooth	9-1/4" x 8"	4 Blade	Solas	Amita 4	865603	1113-093-08	\$88.98 H
6-15 HP	8 Tooth	9-1/4" x 9"	4 Blade	Solas	Amita 4	865601	1113-093-09	\$88.98 H
6-15 HP	8 Tooth	9-1/4" x 10"	4 Blade	Solas	Amita 4	865602	1113-093-10	\$88.98 H
6-15 HP	8 Tooth	9-1/4" x 11"	4 Blade	Solas	Amita 4	865604	1113-093-11	\$88.98 H
8-9.9 HP	12 Tooth	8-1/2" x 9"		Solas	Amita 3	877159	5011-085-09	\$71.98 H
9.9-25 HP	10 Tooth	10-1/2" x 9"		Solas	Amita 3	866015	1211-110-09	\$87.98 H
9.9-25 HP	10 Tooth	10-1/4" x 11"		Solas	Amita 3	866016	1211-105-11	\$87.98 H
9.9-25 HP	10 Tooth	10-7/8" x 11"		Michigan Wheel	Michigan Match	345682	031049	\$128.98 E
9.9-25 HP	10 Tooth	10-1/4" x 12"		Solas	Amita 3	866028	1211-103-12	\$87.98 H
9.9-25 HP	10 Tooth	10-1/8" x 13"		Solas	Amita 3	866042	1211-101-13	\$87.98 H
9.9-25 HP	10 Tooth	10" x 14"		Solas	Amita 3	866066	1211-100-14	\$87.98 H
9.9-25 HP	10 Tooth	10" x 15"		Solas	Amita 3	866067	1211-100-15	\$87.98 H
9.9-25 HP	10 Tooth	10" x 13"	4 Blade	Solas	Amita 4	866070	1213-100-13	\$104.98 H
9.9-25 HP	10 Tooth	10.1" x 12"	4 Blade	Solas	Amita 4	866071	1213-101-12	\$104.98 H
9.9-25 HP	10 Tooth	10-3/16" x 11"	4 Blade	Solas	Amita 4	866069	1213-102-11	\$104.98 H
9.9-25 HP	10 Tooth	10" x 14"	4 Blade	Solas	Amita 4	866072	1213-100-14	\$104.98 H
9.9-25 HP	10 Tooth	10" x 15"	4 Blade	Solas	Amita 4	866073	1213-100-15	\$104.98 H
25-70 HP	13 Tooth	12-3/16" x 7"		Solas	Amita 3	866076	1311-122-07	\$122.98 H
25-70 HP	13 Tooth	12-1/5" x 8"		Solas	Amita 3	866077	1311-122-08	\$122.98 H
25-70 HP	13 Tooth	12-1/2" x 8"		Michigan Wheel	Michigan Match	345808	032141	\$152.98 E
25-70 HP	13 Tooth	12-1/8" x 9"		Solas	Amita 3	866078	1311-121-09	\$122.98 H
25-70 HP	13 Tooth	11-1/4" x 10"		Michigan Wheel	Michigan Match	345896	031015	\$151.98 M
25-70 HP	13 Tooth	12" x 10"		Solas	Amita 3 - C Plus	866079	1311-120-10	\$122.98 H
25-70 HP	13 Tooth	11-5/8" x 11"		Solas	Amita 3	866080	1311-116-11	\$122.98 H
25-70 HP	13 Tooth	11-3/4" x 11"		Solas	Amita 3 - C Plus	866081	1311-118-11	\$122.98 H
25-70 HP	13 Tooth	10-5/8" x 12"		Michigan Wheel	Michigan Match	345909	031016	\$151.98 M
25-70 HP	13 Tooth	11-3/8" x 12"		Solas	Amita 3	866092	1311-114-12	\$122.98 H
25-70 HP	13 Tooth	11-5/8" x 12"		Solas	Amita 3 - C Plus	866082	1311-116-12	\$122.98 H
25-70 HP	13 Tooth	11-1/8" x 13"		Solas	Amita 3	866117	1311-111-13	\$122.98 H
25-70 HP	13 Tooth	11-5/8" x 13"		Solas	Amita 3 - C Plus	866083	1311-116-13	\$122.98 H
25-70 HP	13 Tooth	11-1/8" x 14"		Solas	Amita 3	866131	1311-111-14	\$122.98 H
25-70 HP	13 Tooth	11.6" x 14"		Solas	Amita 3 - C Plus	866084	1311-116-14	\$122.98 H
25-70 HP	13 Tooth	11" x 15"		Solas	Amita 3	866155	1311-110-15	\$122.98 H
25-70 HP	13 Tooth	11-3/4" x 9"	4 Blade	Solas	Amita 4	866157	1313-118-09	\$139.98 H
25-70 HP	13 Tooth	11-3/8" x 10"	4 Blade	Solas	Amita 4	866158	1313-114-10	\$139.98 H
25-70 HP	13 Tooth	11-1/8" x 11"	4 Blade	Solas	Amita 4	866159	1313-111-11	\$139.98 H

Mercury, Mariner, Mercruiser - Aluminum (cont.)

See Pages 1011-1012 for Propeller Features

Horsepower	Spline	Dia. x Pitch	Description	Brand	Type	Order No.	Mfg. No.	Price
25-70 HP	13 Tooth	10-3/4" x 12"	4 Blade	Solas	Amita 4	866161	1313-108-12	\$139.98 H
25-70 HP	13 Tooth	10-1/2" x 13"	4 Blade	Solas	Amita 4	866160	1313-105-13	\$139.98 H
25-70 HP	13 Tooth	10-1/2" x 14"	4 Blade	Solas	Amita 4	866162	1313-105-14	\$139.98 H
60-140 HP	15 Tooth	14" x 9"		Solas	Amita 3	866166	1411-140-09	\$136.98 H
60-140 HP	15 Tooth	14" x 11"		Solas	Amita 3	866167	1411-140-11	\$136.98 H
60-140 HP	15 Tooth	13-3/4" x 13"		Solas	Amita 3	866179	1411-138-13	\$136.98 H
40-140 HP (Includes 4 Stroke)	15 Tooth	13-3/4" x 13"		Michigan Wheel	Michigan Match	346963	031155	\$164.98 E
60-140 HP	15 Tooth	13-1/2" x 15"		Solas	Amita 3	866181	1411-135-15	\$136.98 H
60-140 HP	15 Tooth	13-1/4" x 17"		Solas	Amita 3	866206	1411-133-17	\$136.98 H
40-140 HP (Includes 4 Stroke)	15 Tooth	13-1/4" x 17"		Michigan Wheel	Michigan Match	345985	031042	\$163.98 E
60-140 HP	15 Tooth	13" x 19"		Solas	Amita 3	866220	1411-130-19	\$136.98 H
60-140 HP	15 Tooth	13" x 21"		Solas	Amita 3	866244	1411-130-21	\$136.98 H
40-140 HP (Includes 4 Stroke)	15 Tooth	13" x 21"		Michigan Wheel	Michigan Match	346002	031044	\$163.98 L
60-140 HP	15 Tooth	13-1/4" x 13"	4 Blade	Solas	Amita 4	866256	1413-133-13	\$152.98 H
60-140 HP	15 Tooth	13" x 15"	4 Blade	Solas	Amita 4	866268	1413-130-15	\$152.98 H
60-140 HP	15 Tooth	12-3/4" x 17"	4 Blade	Solas	Amita 4	866262	1413-128-17	\$152.98 H
60-140 HP	15 Tooth	12-1/2" x 19"	4 Blade	Solas	Amita 4	866264	1413-125-19	\$152.98 H
60-140 HP	15 Tooth	12-1/2" x 21"	4 Blade	Solas	Amita 4	866266	1413-125-21	\$152.98 H
135 & Higher HP	15 Tooth	15-1/2" x 13"	**	Solas	Amita 3	866269	1511-155-13	\$148.98 H
135 & Higher HP	15 Tooth	16" x 13"	**	Solas	Amita 3 - E Plus	866270	1511-160-13	\$165.98 H
135 & Higher HP	15 Tooth	15" x 15"	**	Solas	Amita 3	866282	1511-150-15	\$148.98 H
135 & Higher HP	15 Tooth	15" x 15"	Left Ro.**	Solas	Amita 3	866340	1512-150-15	\$148.98 H
135 & Higher HP	15 Tooth	15-1/4" x 15"	**	Michigan Wheel	Michigan Match	346052	031023	\$191.98 E
135 & Higher HP	15 Tooth	15-4/5" x 15"	Left Ro.**	Solas	Amita 3 - E Plus	866346	1512-158-15	\$165.98 H
135 & Higher HP	15 Tooth	15-4/5" x 15"	**	Solas	Amita 3 - E Plus	866294	1511-158-15	\$165.98 H
135 & Higher HP	15 Tooth	14-4/5" x 17"	**	Solas	Amita 3	866307	1511-148-17	\$148.98 H
135 & Higher HP	15 Tooth	14-4/5" x 17"	Left Ro.**	Solas	Amita 3	866348	1512-148-17	\$148.98 H
135 & Higher HP	15 Tooth	15-1/2" x 17"	Left Ro.**	Solas	Amita 3 - E Plus	866347	1512-155-17	\$165.98 H
135 & Higher HP	15 Tooth	15-1/2" x 17"	**	Solas	Amita 3	877805	1511-155-17	\$165.98 H
135 & Higher HP	15 Tooth	14" x 19"	**	Michigan Wheel	Michigan Match	346076	031025	\$174.98 E
135 & Higher HP	15 Tooth	14-1/2" x 19"	**	Solas	Amita 3	866321	1511-145-19	\$148.98 H
135 & Higher HP	15 Tooth	14-1/2" x 19"	Left Ro.**	Solas	Amita 3	866349	1512-145-19	\$148.98 H
135 & Higher HP	15 Tooth	15.3" x 19"	**	Solas	Amita 3 - E Plus	877817	1511-153-19	\$165.98 H
135 & Higher HP	15 Tooth	14.3" x 21"	**	Solas	Amita 3	866345	1511-143-21	\$148.98 H
135 & Higher HP	15 Tooth	14.3" x 21"	Left Ro.**	Solas	Amita 3	866339	1512-143-21	\$148.98 H
135 & Higher HP	15 Tooth	15.3" x 21"	**	Solas	Amita 3 - E Plus	877829	1511-153-21	\$165.98 H
135 & Higher HP	15 Tooth	14-1/5" x 23"	**	Solas	Amita 3	866357	1511-142-23	\$148.98 H
135 & Higher HP	15 Tooth	15.3" x 23"	**	Solas	Amita 3 - E Plus	877831	1511-153-23	\$165.98 H
135 & Higher HP	15 Tooth	14-3/4" x 15"	4 Blade**	Solas	Amita 4	866350	1513-148-15	\$165.98 H
135 & Higher HP	15 Tooth	14-3/4" x 15"	4 Blade, Left Ro.**	Solas	Amita 4	868440	1514-148-15	\$165.98 H
135 & Higher HP	15 Tooth	14-1/2" x 17"	4 Blade**	Solas	Amita 4	866351	1513-145-17	\$165.98 H
135 & Higher HP	15 Tooth	14-1/2" x 17"	4 Blade, Left Ro.**	Solas	Amita 4	868442	1514-145-17	\$165.98 H
135 & Higher HP	15 Tooth	14-1/4" x 19"	4 Blade**	Solas	Amita 4	866352	1513-143-19	\$165.98 H
135 & Higher HP	15 Tooth	14" x 21"	4 Blade**	Solas	Amita 4	866353	1513-140-21	\$165.98 H
135 & Higher HP	15 Tooth	14" x 23"	4 Blade**	Solas	Amita 4	866354	1513-140-23	\$165.98 H
Bravo II: 4.3L-7.4L/ D2.8L-D7.3L, 350 Mag, 454 Mag, 502 Mag		19-1/2" x 11"		Solas	Amita 3	866358	1611-195-11	\$525.98 H
		19-1/2" x 13"		Solas	Amita 3	866359	1611-195-13	\$525.98 H
		19-1/2" x 13"	Left Ro.	Solas	Amita 3	866369	1612-195-13	\$525.98 H
		19.3" x 15"		Solas	Amita 3	866361	1611-193-15	\$525.98 H
		19.3" x 15"	Left Ro.	Solas	Amita 3	866370	1612-193-15	\$525.98 H
		18-4/5" x 17"		Solas	Amita 3	866363	1611-188-17	\$525.98 H
		18.3" x 19"		Solas	Amita 3	866365	1611-183-19	\$525.98 H
	18-1/4" x 19"	Left Ro.	Solas	Amita 3	866368	1612-183-19	\$525.98 H	

**Includes Sterndrives Alpha One & Bravo One

- Fun & Flotation
- Anchor & Dock
- Safety
- Electronics
- Trolling Motors
- Lighting
- Electrical
- Topside Acc.
- Cockpit & Deck
- Instruments
- Steering, Controls
- Perform.
- Fuel System
- Engine & Parts
- Engine Care
- Propellers
- Seating & Pedestals
- Tops & Covers
- Pumps
- Cleaning & Care
- Paint & Paint Acc.
- Hardware, Fasteners
- Trailering
- Misc.
- Comm.

Yamaha - Stainless Steel

See Pages 1011-1012 for Propeller Features

	Horsepower	Spline	Dia. x Pitch	Description	Brand	Type	Order No.	Mfg. No.	Price
	9.9-15 HP	8 Tooth	9-1/4" x 7"		Solas	Saturn	870204	3121-093-07	\$171.98 H
	9.9-15 HP	8 Tooth	9-1/4" x 8"		Solas	Saturn	870205	3121-093-08	\$171.98 H
	9.9-15 HP	8 Tooth	9-1/4" x 9"		Solas	Saturn	870206	3121-093-09	\$171.98 H
	9.9-15 HP	8 Tooth	9-1/4" x 10"		Solas	Saturn	870229	3121-093-10	\$171.98 H
	9.9-15 HP	8 Tooth	9-1/4" x 11"		Solas	Saturn	870230	3121-093-11	\$171.98 H
	25-35 HP	10 Tooth	10-1/8" x 10"		Stiletto	Triad I	862018	33310	\$270.98 LQ
	20-30 HP	10 Tooth	10-3/4" x 10"		Solas	New Saturn	870255	3231-108-10	\$227.98 H
	20-30 HP	10 Tooth	10-1/2" x 11"		Solas	New Saturn	870256	3231-105-11	\$227.98 H
	25-35 HP	10 Tooth	10-1/8" x 12"		Stiletto	Triad I	862032	33312	\$270.98 LQ
	20-30 HP	10 Tooth	10-1/4" x 12"		Solas	New Saturn	870279	3231-103-12	\$227.98 H
	20-30 HP	10 Tooth	10-1/8" x 13"		Solas	New Saturn	870280	3231-101-13	\$227.98 H
	20-30 HP	10 Tooth	10" x 14"		Solas	New Saturn	870293	3231-100-14	\$227.98 H
	25-35 HP	10 Tooth	10-1/8" x 14"		Stiletto	Triad I	862044	33314	\$270.98 LQ
	20-30 HP	10 Tooth	10" x 15"		Solas	New Saturn	870294	3231-100-15	\$227.98 H
	20-30 HP	10 Tooth	10" x 9"	4 Blade	Solas	New Saturn	870298	3233-100-09	\$259.98 H
Fun & Flotation	30F-60F HP, 40-60 HP	13 Tooth	10-1/2" x 12"		Stiletto	Triad II	862056	32312	\$281.98 LQ
Anchor & Dock	30F-60F HP, 40-60 HP	13 Tooth	10-1/2" x 13"		Stiletto	Triad II	862068	32313	\$281.98 LQ
	30F-60F HP, 40-60 HP	13 Tooth	10-1/2" x 14"		Stiletto	Triad II	862070	32314	\$281.98 LQ
Safety	30F-60F HP, 40-60 HP	13 Tooth	10-1/2" x 15"		Stiletto	Triad II	862082	32315	\$281.98 LQ
Electronics	50-130 HP, 80FS-115FS HP	13 Tooth	13-1/4" x 15"	Left Ro.	Stiletto	Advantage I	862347	31215	\$338.98 LQ
	50-130 HP, 80FS-115FS HP	13 Tooth	13-1/4" x 17"		Stiletto	Advantage I	862296	31317	\$344.98 LQ
	50-130 HP, 80FS-115FS HP	13 Tooth	13-1/4" x 19"		Stiletto	Advantage I	862309	31319	\$344.98 LQ
Trolling Motors	50-130 HP, 80FS-115FS HP	13 Tooth	13-1/4" x 19"	Left Ro.	Stiletto	Advantage I	862361	31219	\$338.98 LQ
	40-60 HP	13 Tooth	12.3" x 9"		Solas	Saturn	874322	3321-123-09	\$309.98 H
Lighting	40-60 HP	13 Tooth	11-5/8" x 11"		Solas	New Saturn	870320	3331-116-11	\$309.98 H
	40-60 HP	13 Tooth	11-4/5" x 11"		Solas	Saturn	874324	3321-118-11	\$309.98 H
Electrical	40-60 HP	13 Tooth	11-3/8" x 12"		Solas	New Saturn	870332	3331-114-12	\$309.98 H
	40-60 HP	13 Tooth	11.1" x 13"		Solas	Saturn	874326	3321-111-13	\$309.98 H
Topside Acc.	40-60 HP	13 Tooth	11-1/8" x 13"		Solas	New Saturn	870344	3331-111-13	\$309.98 H
	40-60 HP	13 Tooth	11-1/8" x 14"		Solas	New Saturn	870356	3331-111-14	\$309.98 H
Cockpit & Deck	40-60 HP	13 Tooth	11" x 15"		Solas	New Saturn	870368	3331-110-15	\$309.98 H
	40-60 HP	13 Tooth	11" x 15"		Solas	Saturn	874328	3321-110-15	\$309.98 H
Instruments	60-130 HP	15 Tooth	14" x 11"		Solas	New Saturn	870394	3431-140-11	\$391.98 H
	60-130 HP	15 Tooth	13-3/4" x 13"		Solas	New Saturn	870407	3431-138-13	\$391.98 H
Steering, Controls	60-130 HP	15 Tooth	13-1/2" x 15"		Solas	New Saturn	870419	3431-135-15	\$391.98 H
	60-130 HP	15 Tooth	13-1/4" x 17"		Solas	Titan	870650	3441-133-17	\$391.98 H
Perform.	60-130 HP	15 Tooth	13-1/2" x 17"		Solas	New Saturn	870421	3431-133-17	\$391.98 H
	60-130 HP	15 Tooth	13-1/4" x 19"		Solas	Titan	870651	3441-133-19	\$391.98 H
Fuel System	60-130 HP	15 Tooth	13-3/4" x 13"		Solas	Titan	870468	3441-138-13	\$391.98 H
	60-130 HP	15 Tooth	13-3/4" x 15"		Solas	Titan	870649	3441-138-15	\$391.98 H
Engine & Parts	60-130 HP	15 Tooth	13" x 19"		Solas	New Saturn	870433	3431-130-19	\$391.98 H
	60-130 HP	15 Tooth	13" x 21"		Solas	New Saturn	870445	3431-130-21	\$391.98 H
Engine Care	60-130 HP	15 Tooth	13-1/2" x 13"	4 Blade	Solas	HR Titan 4	871153	3453-135-13	\$405.98 H
	60-130 HP	15 Tooth	13-1/4" x 15"	4 Blade	Solas	HR Titan 4	871156	3453-133-15	\$405.98 H
	60-130 HP	15 Tooth	13" x 17"	4 Blade	Solas	HR Titan 4	871168	3453-130-17	\$405.98 H
	60-130 HP	15 Tooth	13" x 19"	4 Blade	Solas	HR Titan 4	871170	3453-130-19	\$405.98 H
	60-130 HP	15 Tooth	13" x 21"	4 Blade	Solas	HR Titan 4	871173	3453-130-21	\$405.98 H
Seating & Pedestals	150-300 HP	15 Tooth	15-5/8" x 11"		Solas	New Saturn - E Plus	870554	3531-156-11	\$472.98 H
	150-300 HP	15 Tooth	15-5/8" x 13"		Solas	New Saturn - E Plus	870556	3531-156-13	\$472.98 H
Tops & Covers	150-300 HP	15 Tooth	14-1/2" x 15"		Solas	New Saturn	870558	3531-145-15	\$406.98 H
	150-300 HP	15 Tooth	15-1/2" x 15"		Solas	Titan	870436	3541-155-15	\$406.98 H
Pumps	150-300 HP	15 Tooth	15-3/4" x 15"		Solas	Lexor	871459	3571-158-15	\$502.98 H
	150-300 HP	15 Tooth	14-1/4" x 17"		Solas	New Saturn	870560	3531-143-17	\$406.98 H
Cleaning & Care	150-300 HP	15 Tooth	14-1/4" x 17"	Left Ro.	Solas	New Saturn	870623	3532-143-17	\$406.98 H
Paint & Paint Acc.	150-250 HP, 200FS HP †	15 Tooth	14-1/4" x 17"		Stiletto	Advantage II	862450	30317	\$357.98 LQ
	150-250 HP, 200FS HP †	15 Tooth	14-1/4" x 17"	Left Ro.	Stiletto	Advantage II	862549	30217	\$357.98 LQ
Hardware, Fasteners	150-300 HP	15 Tooth	14-3/4" x 17"		Solas	HR Titan 3	870852	3551-148-17	\$411.98 H
	150-300 HP	15 Tooth	14 3/4" x 17"	Left Ro.	Solas	HR Titan 3	870938	3552-148-17	\$411.98 H
Trailer	150-300 HP	15 Tooth	15-1/4" x 17"		Solas	Titan	870438	3541-153-17	\$406.98 H
	150-300 HP	15 Tooth	15-1/2" x 17"		Solas	Lexor	871473	3571-155-17	\$502.98 H
	150-300 HP	15 Tooth	15-1/2" x 17"	Left Ro.	Solas	Lexor	871586	3572-155-17	\$502.98 H
Misc.	150-300 HP	15 Tooth	14-3/4" x 18"		Solas	HR Titan 3	870853	3551-148-18	\$411.98 H

† All V6 Gearcases

Yamaha - Stainless Steel (cont.)

See Pages 1011-1012 for Propeller Features

Horsepower	Spline	Dia. x Pitch	Description	Brand	Type	Order No.	Mfg. No.	Price
150-300 HP	15 Tooth	14-3/4" x 18"	Left Ro.	Solas	HR Titan 3	870940	3552-148-18	\$411.98 LQ
150-300 HP	15 Tooth	14" x 19"		Solas	New Saturn	870572	3531-140-19	\$406.98 H
150-300 HP	15 Tooth	14" x 19"	Left Ro.	Solas	New Saturn	870635	3532-140-19	\$406.98 H
150-250 HP, 200FS HP †	15 Tooth	14-1/4" x 19"		Stiletto	Advantage II	862462	30319	\$357.98 LQ
150-300 HP	15 Tooth	14-3/4" x 19"		Solas	HR Titan 3	870854	3551-148-19	\$411.98 H
150-300 HP	15 Tooth	14 3/4" x 19"	Left Ro.	Solas	HR Titan 3	870942	3552-148-19	\$411.98 H
150-300 HP	15 Tooth	15" x 19"		Solas	Titan	870840	3541-150-19	\$406.98 H
150-300 HP	15 Tooth	15-1/4" x 19"		Solas	Lexor	871497	3571-153-19	\$502.98 H
150-300 HP	15 Tooth	15-1/4" x 19"	Left Ro.	Solas	Lexor	871601	3572-153-19	\$502.98 H
150-300 HP	15 Tooth	14" x 21"		Solas	New Saturn	870584	3531-140-21	\$406.98 H
150-300 HP	15 Tooth	14" x 21"	Left Ro.	Solas	New Saturn	870647	3532-140-21	\$406.98 H
150-250 HP, 200FS HP †	15 Tooth	14-1/4" x 21"		Stiletto	Advantage II	862474	30321	\$357.98 LQ
150-250 HP, 200FS HP †	15 Tooth	14-1/4" x 21"	Left Ro.	Stiletto	Advantage II	862563	30221	\$357.98 LQ
150-300 HP	15 Tooth	14-1/2" x 21"		Solas	HR Titan 3	870856	3551-145-21	\$411.98 H
150-300 HP	15 Tooth	14 1/2" x 21"	Left Ro.	Solas	HR Titan 3	870930	3552-145-21	\$411.98 H
150-300 HP	15 Tooth	14-3/4" x 21"		Solas	Titan	870841	3541-148-21	\$406.98 H
150-300 HP	15 Tooth	15" x 21"		Solas	Lexor	871512	3571-150-21	\$502.98 H
150-300 HP	15 Tooth	15" x 21"	Left Ro.	Solas	Lexor	871613	3572-150-21	\$502.98 H
150-300 HP	15 Tooth	14-1/2" x 27"		Solas	Lexor	871517	3571-145-27	\$502.98 H
150-300 HP	15 Tooth	14-1/2" x 15"	4 Blade	Solas	HR Titan 4	871257	3553-145-15	\$427.98 H
150-300 HP	15 Tooth	14-1/4" x 17"	4 Blade	Solas	HR Titan 4	871269	3553-143-17	\$427.98 H
150-300 HP	15 Tooth	14 1/4" x 17"	4 Blade, Left Ro.	Solas	HR Titan 4	871286	3554-143-17	\$427.98 H
150-300 HP	15 Tooth	14-1/8" x 19"	4 Blade	Solas	HR Titan 4	871271	3553-141-19	\$427.98 H
150-300 HP	15 Tooth	14 1/8" x 19"	4 Blade, Left Ro.	Solas	HR Titan 4	871284	3554-141-19	\$427.98 H
150-300 HP	15 Tooth	14" x 21"	4 Blade	Solas	HR Titan 4	871283	3553-140-21	\$427.98 H
150-300 HP	15 Tooth	14" x 21"	4 Blade, Left Ro.	Solas	HR Titan 4	871280	3554-140-21	\$427.98 H
150-300 HP	15 Tooth	14" x 23"	4 Blade	Solas	HR Titan 4	871285	3553-140-23	\$427.98 H
150-300 HP	15 Tooth	14" x 25"	4 Blade	Solas	HR Titan 4	871287	3553-140-25	\$427.98 H

† All V6 Gearcases

Yamaha - Aluminum

See Pages 1011-1012 for Propeller Features

Horsepower	Spline	Dia. x Pitch	Description	Brand	Type	Order No.	Mfg. No.	Price
2.5/5 HP	9 Tooth	7-1/4" x 5"		Solas	Amita 3	866728	3011-073-05S	\$71.98 H
2.5/5 HP	9 Tooth	7-1/2" x 7"		Solas	Amita 3	866730	3011-075-07S	\$71.98 H
6-8 HP (Pin Drive)	7 Tooth	8-1/2" x 7"		Solas	Amita 3	866736	3011-085-07	\$71.98 H
6-8 HP (Pin Drive)	7 Tooth	8-1/2" x 8"		Solas	Amita 3	866737	3011-085-08	\$71.98 H
6-8 HP (Pin Drive)	7 Tooth	8-1/2" x 9"		Solas	Amita 3	866738	3011-085-09	\$71.98 H
9.9-15 HP	8 Tooth	9-1/4" x 7"		Solas	Amita 3	866742	3111-093-07	\$79.98 H
9.9-15 HP	8 Tooth	9-1/4" x 8"		Solas	Amita 3	866743	3111-093-08	\$79.98 H
9.9-15 HP	8 Tooth	9-1/4" x 9"		Solas	Amita 3	866744	3111-093-09	\$79.98 H
9.9-20 HP	8 Tooth	9-1/4" x 9"		Michigan Wheel	Michigan Match	348133	102004	\$120.98 M
9.9-15 HP	8 Tooth	9-1/4" x 10"		Solas	Amita 3	866751	3111-093-10	\$79.98 H
9.9-20 HP	8 Tooth	9.3" x 10"		Michigan Wheel	Michigan Match	348145	102005	\$124.98 M
9.9-15 HP	8 Tooth	9-1/4" x 11"		Solas	Amita 3	866752	3111-093-11	\$79.98 H
9.9-15 HP	8 Tooth	10" x 5"	4 Blade	Solas	Amita 4	866788	3113-100-05	\$104.98 H
9.9-15 HP	8 Tooth	10" x 7"	4 Blade	Solas	Amita 4	866754	3113-100-07	\$104.98 H
9.9-15 HP	8 Tooth	9-1/4" x 7"	4 Blade	Solas	Amita 4	866755	3113-093-07	\$88.98 H
9.9-15 HP	8 Tooth	9-1/4" x 8"	4 Blade	Solas	Amita 4	866756	3113-093-08	\$88.98 H
9.9-15 HP	8 Tooth	9-1/4" x 9"	4 Blade	Solas	Amita 4	866757	3113-093-09	\$88.98 H
9.9-15 HP	8 Tooth	9-1/4" x 10"	4 Blade	Solas	Amita 4	866759	3113-093-10	\$88.98 H
9.9-15 HP	8 Tooth	9-1/4" x 11"	4 Blade	Solas	Amita 4	866758	3113-093-11	\$88.98 H
20-30 HP	10 Tooth	9-7/8" x 9"		Solas	Amita 3	866774	3211-099-09	\$87.98 H
20-30 HP	10 Tooth	9-7/8" x 10-1/2"		Michigan Wheel	Michigan Match	348183	022002	\$119.98 G
20-30 HP	10 Tooth	9-7/8" x 11"		Solas	Amita 3	866776	3211-099-11	\$87.98 H
20-30 HP	10 Tooth	9.9" x 10"		Solas	Amita 3	866775	3211-099-10	\$87.98 H
20-30 HP	10 Tooth	9.9" x 12"		Solas	Amita 3	866787	3211-099-12	\$87.98 H
20-30 HP	10 Tooth	9-7/8" x 13"		Solas	Amita 3	866789	3211-099-13	\$87.98 H
20-30 HP	10 Tooth	10.2" x 11"	4 Blade	Solas	Amita 4	866794	3213-102-11	\$104.98 H

Fun & Flotation

Anchor & Dock

Safety

Electronics

Trolling Motors

Lighting

Electrical

Topside Acc.

Cockpit & Deck

Instruments

Steering, Controls

Perform.

Fuel System

Engine & Parts

Engine Care

Propellers

Seating & Pedestals

Tops & Covers

Pumps

Cleaning & Care

Paint & Paint Acc.

Hardware, Fasteners

Trailerling

Misc.

Comm.

Yamaha - Aluminum (cont.)

See Pages 1011-1012 for Propeller Features

- Fun & Flotation
- Anchor & Dock
- Safety
- Electronics
- Trolling Motors
- Lighting
- Electrical
- Topside Acc.
- Cockpit & Deck
- Instruments
- Steering, Controls
- Perform.
- Fuel System
- Engine & Parts
- Engine Care
- Propellers**
- Seating & Pedestals
- Tops & Covers
- Pumps
- Cleaning & Care
- Paint & Paint Acc.
- Hardware, Fasteners
- Trailer
- Misc.
- Comm.

Horsepower	Spline	Dia. x Pitch	Description	Brand	Type	Order No.	Mfg. No.	Price
20-30 HP	10 Tooth	10-1/8" x 12"	4 Blade	Solas	Amita 4	866795	3213-101-12	\$104.98 H
20-30 HP	10 Tooth	10" x 13"	4 Blade	Solas	Amita 4	866790	3213-100-13	\$104.98 H
20-30 HP	10 Tooth	10" x 14"	4 Blade	Solas	Amita 4	866796	3213-100-14	\$104.98 H
20-30 HP	10 Tooth	10" x 15"	4 Blade	Solas	Amita 4	866797	3213-100-15	\$104.98 H
40-60 HP	13 Tooth	12-1/5" x 7"		Solas	Amita 3	866806	3311-122-07	\$122.98 H
40-60 HP	13 Tooth	12-1/5" x 8"		Solas	Amita 3	866809	3311-122-08	\$122.98 H
40-60 HP	13 Tooth	12-1/8" x 9"		Solas	Amita 3	866973	3311-121-09	\$122.98 H
40-60 HP	13 Tooth	12" x 10"		Solas	Amita 3 - C Plus	866791	3311-120-10	\$122.98 H
40-60 HP	13 Tooth	11-3/5" x 11"		Solas	Amita 3	866792	3311-116-11	\$122.98 H
40-60 HP	13 Tooth	11-3/4" x 11"		Solas	Amita 3 - C Plus	866793	3311-118-11	\$122.98 H
40-60 HP	13 Tooth	11-5/8" x 12"		Solas	Amita 3 - C Plus	866803	3311-116-12	\$122.98 H
40-60 HP	13 Tooth	11-2/5" x 12"		Solas	Amita 3	866802	3311-114-12	\$122.98 H
25-60 HP	13 Tooth	11-3/8" x 12"		Michigan Wheel	Michigan Match	348246	032043	\$152.98 M
40-60 HP	13 Tooth	11.1" x 13"		Solas	Amita 3	866813	3311-111-13	\$122.98 H
40-60 HP	13 Tooth	11-5/8" x 13"		Solas	Amita 3 - C Plus	866814	3311-116-13	\$122.98 H
40-60 HP	13 Tooth	11.1" x 14"		Solas	Amita 3	866826	3311-111-14	\$122.98 H
40-60 HP	13 Tooth	11-5/8" x 14"		Solas	Amita 3 - C Plus	866827	3311-116-14	\$122.98 H
40-60 HP	13 Tooth	11" x 15"		Solas	Amita 3	866828	3311-110-15	\$122.98 H
35-60 HP	13 Tooth	11" x 15"		Michigan Wheel	Michigan Match	348272	032040	\$152.98 M
40-60 HP	13 Tooth	11-3/4" x 9"	4 Blade	Solas	Amita 4	874303	3313-118-09	\$139.98 H
40-60 HP	13 Tooth	11.1" x 11"	4 Blade	Solas	Amita 4	874304	3313-111-11	\$139.98 H
40-60 HP	13 Tooth	10-3/4" x 12"	4 Blade	Solas	Amita 4	874305	3313-108-12	\$139.98 H
40-60 HP	13 Tooth	10.5" x 13"	4 Blade	Solas	Amita 4	874316	3313-105-13	\$139.98 H
40-60 HP	13 Tooth	10-1/2" x 14"	4 Blade	Solas	Amita 4	874317	3313-105-14	\$139.98 H
60-130 HP	15 Tooth	14" x 9"		Solas	Amita 3	866829	3411-140-09	\$136.98 H
60-130 HP	15 Tooth	14" x 11"		Solas	Amita 3	866830	3411-140-11	\$136.98 H
60-130 HP	15 Tooth	13-3/4" x 13"		Solas	Amita 3	866831	3411-138-13	\$136.98 H
60-130 HP	15 Tooth	13-3/4" x 13"	Left Ro.	Solas	Amita 3	866892	3412-138-13	\$136.98 H
50-130 HP	15 Tooth	13-4/5" x 13"		Michigan Wheel	Michigan Match	348359	101131	\$145.98 L
60-130 HP	15 Tooth	13-1/2" x 15"		Solas	Amita 3	866840	3411-135-15	\$136.98 H
60-130 HP	15 Tooth	13-1/2" x 15"	Left Ro.	Solas	Amita 3	866893	3412-135-15	\$136.98 H
60-130 HP	15 Tooth	13-1/4" x 17"		Solas	Amita 3	866864	3411-133-17	\$136.98 H
60-130 HP	15 Tooth	13-1/5" x 17"		Solas	Amita 3	866865	3411-132-17	\$136.98 H
60-130 HP	15 Tooth	13-1/4" x 17"	Left Ro.	Solas	Amita 3	866894	3412-133-17	\$136.98 H
60-130 HP	15 Tooth	13" x 19"		Solas	Amita 3	866888	3411-130-19	\$136.98 H
60-130 HP	15 Tooth	13.1" x 19"		Solas	Amita 3	866887	3411-131-19	\$136.98 H
60-130 HP	15 Tooth	13-1/5" x 19"		Solas	Amita 3	866889	3411-132-19	\$136.98 H
60-130 HP	15 Tooth	13" x 21"		Solas	Amita 3	866891	3411-130-21	\$136.98 H
60-130 HP	15 Tooth	13-1/5" x 21"		Solas	Amita 3	866890	3411-132-21	\$136.98 H
50-130 HP	15 Tooth	12.7" x 21"		Michigan Wheel	Michigan Match	348397	101135	\$148.98 L
60-130 HP	15 Tooth	12-3/4" x 17"	4 Blade	Solas	Amita 4	873333	3413-128-17	\$152.98 H
60-130 HP	15 Tooth	12-1/2" x 19"	4 Blade	Solas	Amita 4	873363	3413-125-19	\$152.98 H
60-130 HP	15 Tooth	12-1/2" x 21"	4 Blade	Solas	Amita 4	873375	3413-125-21	\$152.98 H
150-300 HP	15 Tooth	15-1/2" x 13"		Solas	Amita 3	866900	3511-155-13	\$148.98 H
150-300 HP	15 Tooth	14-3/4" x 15"	4 Blade	Solas	Amita 4	866980	3513-148-15	\$165.98 H
150-300 HP	15 Tooth	15" x 15"		Solas	Amita 3	866902	3511-150-15	\$148.98 H
150-300 HP	15 Tooth	15" x 15"	Left Ro.	Solas	Amita 3	866943	3512-150-15	\$148.98 H
150-300 HP	15 Tooth	15-4/5" x 15"		Solas	Amita 3 - E Plus	866901	3511-158-15	\$165.98 H
150-300 HP	15 Tooth	14-1/2" x 17"	4 Blade	Solas	Amita 4	866982	3513-145-17	\$165.98 H
150-300 HP	15 Tooth	14-4/5" x 17"		Solas	Amita 3	866903	3511-148-17	\$148.98 H
150-300 HP	15 Tooth	14-4/5" x 17"	Left Ro.	Solas	Amita 3	866945	3512-148-17	\$148.98 H
150-300 HP	15 Tooth	15-1/2" x 17"		Solas	Amita 3 - E Plus	866904	3511-155-17	\$165.98 H
150-300 HP	15 Tooth	15-1/2" x 17"	Left Ro.	Solas	Amita 3 - E Plus	866949	3512-155-17	\$165.98 H
150-250 HP, 200FS, 225FS HP †	15 Tooth	14" x 19"		Michigan Wheel	Michigan Match	348474	101028	\$156.98 M
150-300 HP	15 Tooth	14-1/4" x 19"	4 Blade	Solas	Amita 4	866984	3513-143-19	\$165.98 H
150-300 HP	15 Tooth	14-1/4" x 19"	4 Bl., Left Ro.	Solas	Amita 4	866990	3514-143-19	\$165.98 H
150-300 HP	15 Tooth	14-1/2" x 19"		Solas	Amita 3	866927	3511-145-19	\$148.98 H
150-300 HP	15 Tooth	14-1/2" x 19"	Left Ro.	Solas	Amita 3	866947	3512-145-19	\$148.98 H
150-300 HP	15 Tooth	15-1/4" x 19"		Solas	Amita 3 - E Plus	866928	3511-153-19	\$165.98 H
150-300 HP	15 Tooth	14" x 21"	4 Blade	Solas	Amita 4	866986	3513-140-21	\$165.98 H
150-300 HP	15 Tooth	14.3" x 21"		Solas	Amita 3	866941	3511-143-21	\$148.98 H

† All V6 Gearcases

BRP, J/E, OMC Small Engine Props Assortment

KIT CONTAINS:

			Dia. x Pitch	Qty
B765752	(763456)	9.9-15 HP 2 Stroke 1974 Thru, 9.9-15 HP 4 Stroke 1995-2001, 8 HP 4 Stroke 1996 Thru	9.25 x 7	1
B765753	(763457)	Same As Above	9.25 x 8	1
B765764	(763458)	Same As Above	9.25 x 9	3
B765755	(778772)	Same As Above	9.25 x 10	3
B765756	(778773)	Same As Above	9.25 x 11	1
B765757	(765048)	20-35 HP, 1984-Current	11 X 9	1
B765758	(765049)	Same as Above	10.5 x 11	1
B765759	(765050)	Same as Above	10.5 x 12	1
B765760	(778863)	Same as Above	10 x 13	2
B765761	(763486)	Same as Above	10 x 15	1
B765763	(765136)	Same as Above, 4 Blade	10.1 x 12	1
B765764	(765137)	Same as Above, 4 Blade	10 x 13	2
B765765	(765138)	Same as Above, 4 Blade	10 x 14	2
B765766	(765139)	Same as Above, 4 Blade	10 x 15	1
B767767	(766807)	2-3 Cyl. 40-75 HP Small Gearcase 1975 Thru	13 x 11	1
B765768	(775713)	Same as Above	12.5 x 13	2
B765769		Same as Above	12.3 x 15	2
B765770		Same as Above	12.0 x 17	2

Order No.	Mfg. No.	Brand	Price
B99999W	PA-A1	OMC Systematched	\$3,394.98 E

BRP, J/E, OMC V4-V6 Aluminum Prop Kit Assortment

KIT CONTAINS:

			Dia. x Pitch	Qty
B765181K	(765181)	V4	13.75 x 13	1
B765182K	(765182)	V4	13.50 x 15	2
B765183K	(765183)	V4	13.25 x 17	3
B765184K	(765184)	V4	13.2 x 19	2
B765185K	(765185)	V4	13.2 x 21	1
B765186K	(765186)	V6	15 x 15	1
B765187K	(765187)	V6	14.8 x 17	2
B785188K	(765188)	V6	14.5 x 19	2
B765189K	(765189)	V6	14.3 x 21	1
B765793		Hub Only Suzuki, Johnson 90-115 4 Stroke		1
B765788		Hub Only Cobra, Volvo SX V6 GC SIZE		1
B765786		Hub Only Mercury, Yamaha, Honda V6 G		1

Order No.	Mfg. No.	Brand	Price
B99999Y	PA-A6	OMC Systematched	\$4,294.98 E

BRP, J/E, OMC Stainless Steel V4 Prop w/Pressed Rubber Hub Assortment

KIT CONTAINS:

			Dia. x Pitch	Qty
B765805	(763950)	SX3	13.5 x 15	1
B765806	(763951)	SX3	13.25 x 17	2
B765807	(763952)	SX3	13 x 19	1
B765795	(763929)	VX3	13.9 x 15	1
B765796	(763930)	VX3	13.9 x 17	2
B765797	(763931)	VX3	13.9 x 19	1
B765800	(763965)	CX4, 4 Blade	13.25 x 15	1
B765801	(763966)	CX4, 4 Blade	13 x 17	1
B765802	(763967)	CX4, 4 Blade	13 x 19	1

Order No.	Mfg. No.	Brand	Price
B99999X	PA-S1	OMC Systematched	\$5,561.98 E

BRP, J/E, OMC Stainless Steel V6 Prop Kits with OMC Hub Assortment

KIT CONTAINS:

			Dia. x Pitch	Qty
B763912K	(763912)	VX V6	14.75 x 16	1
B763914K	(763914)	VX V6	14.75 x 17	1
B763918K	(763918)	VX V6	14.75 x 19	1
B763922K	(763922)	VX V6	14.5 x 21	1
B763938K	(763938)	CX V6, 4 Blade	14.3 x 17	1
B763942K	(763942)	CX V6, 4 Blade	14.2 x 19	1
B763946K	(763946)	CX V6, 4 Blade	14 x 21	1

Order No.	Mfg. No.	Brand	Price
B99999Z	PA-S6	OMC Systematched	\$4,750.98 E

BRP, J/E, OMC Display - Aluminum and Stainless Steel

KIT CONTAINS:

			Dia. x Pitch	Qty
866509	2311-125-13	Aluminum	12.5 x 13	1
866523	2311-123-15	Aluminum	12.3 x 15	1
866547	2311-120-17	Aluminum	12 x 17	1
866573	2411-135-15	Aluminum	13.5 x 15	1
866597	2411-133-17	Aluminum	13.3 x 17	1
866612	2411-130-19	Aluminum	13 x 19	1
866674	2511-148-17	Aluminum	14.3 x 17	1
866698	2511-145-19	Aluminum	14 x 19	1
866713	2511-143-21	Aluminum	14 x 21	1
867359	2331-125-13	Stainless Steel	12.5 x 13	1
867366	2331-123-15	Stainless Steel	12.3 x 15	1
867373	2331-120-17	Stainless Steel	12 x 17	1
867409	2431-135-15	Stainless Steel	13.5 x 15	1
867412	2431-133-17	Stainless Steel	13.3 x 17	1
867424	2431-130-19	Stainless Steel	13 x 19	1
867450	2531-143-17	Stainless Steel	14.3 x 17	1
867474	2531-140-19	Stainless Steel	14 x 19	1
867498	2531-140-21	Stainless Steel	14 x 21	1

Order No.	Mfg. No.	Brand	Price
878804	BRP	Solas	\$4,934.98 H

Mercury Prop Display - Aluminum and Stainless Steel

KIT CONTAINS:

			Dia. x Pitch	Qty
866080	1311-116-11	Aluminum	11.8 x 11	1
866117	1311-111-13	Aluminum	11.1 x 13	1
866155	1311-110-15	Aluminum	11 x 15	1
866181	1411-135-15	Aluminum	13.5 x 15	1
866206	1411-133-17	Aluminum	13.3 x 17	1
866220	1411-130-19	Aluminum	13 x 19	1
866307	1511-148-17	Aluminum	14.3 x 17	1
866321	1511-145-19	Aluminum	14 x 19	1
866345	1511-143-21	Aluminum	14 x 21	1
866953	1331-116-11	Stainless Steel	11.8 x 11	1
866965	1331-111-13	Stainless Steel	11.1 x 13	1
866977	1331-110-15	Stainless Steel	11 x 15	1
867171	1431-135-15	Stainless Steel	13.5 x 15	1
867188	1431-133-17	Stainless Steel	13.3 x 17	1
867195	1431-130-19	Stainless Steel	13 x 19	1
867246	1531-143-17	Stainless Steel	14.3 x 17	1
867260	1531-140-19	Stainless Steel	14 x 19	1
867284	1531-140-21	Stainless Steel	14 x 21	1

Order No.	Mfg. No.	Brand	Price
878803	MERCURY	Solas	\$4,934.98 H

Yamaha Prop Display - Aluminum and Stainless Steel

KIT CONTAINS:

			Dia. x Pitch	Qty
866792	3311-116-11	Aluminum	11.6 x 11	1
866813	3311-111-13	Aluminum	11.1 x 13	1
866828	3311-110-15	Aluminum	11 x 15	1
866840	3411-135-15	Aluminum	13.5 x 15	1
866864	3411-133-17	Aluminum	13.3 x 17	1
866888	3411-130-19	Aluminum	13 x 19	1
866903	3511-148-17	Aluminum	15 x 17	1
866927	3511-145-19	Aluminum	14.8 x 19	1
866941	3511-143-21	Aluminum	14.5 x 21	1
870320	3331-116-11	Stainless Steel	11.6 x 11	1
870344	3331-111-13	Stainless Steel	11.1 x 13	1
870368	3331-110-15	Stainless Steel	11 x 15	1
870419	3431-135-15	Stainless Steel	13.5 x 15	1
870421	3431-133-17	Stainless Steel	13.3 x 17	1
870433	3431-130-19	Stainless Steel	13 x 19	1
870560	3531-143-17	Stainless Steel	15 x 17	1
870572	3531-140-19	Stainless Steel	14.8 x 19	1
870584	3531-140-21	Stainless Steel	14.5 x 21	1

Order No.	Mfg. No.	Brand	Price
878802	YAMAHA	Solas	\$4,934.98 H

- Fun & Flotation
- Anchor & Dock
- Safety
- Electronics
- Trolling Motors
- Lighting
- Electrical
- Topside Acc.
- Cockpit & Deck
- Instruments
- Steering, Controls
- Perform.
- Fuel System
- Engine & Parts
- Engine Care
- Propellers
- Seating & Pedestals
- Tops & Covers
- Pumps
- Cleaning & Care
- Paint & Paint Acc.
- Hardware, Fasteners
- Trailering
- Misc.
- Comm.

Suzuki - Stainless Steel

See Pages 1011-1012 for Propeller Features

Horsepower	Spline	Dia. x Pitch	Description	Brand	Type	Order No.	Mfg. No.	Price
9.9-15 HP	10 Tooth	9-1/4" x 9"		Solas	Saturn	873040	4121-093-09A	\$171.98 H
9.9-15 HP	10 Tooth	9-1/4" x 10"		Solas	Saturn	873042	4121-093-10A	\$171.98 H
9.9-15 HP	10 Tooth	9-1/4" x 11"		Solas	Saturn	873043	4121-093-11A	\$171.98 H
20-30 HP	10 Tooth	10-1/8" x 13"		Solas	New Saturn	873580	4231-101-13	\$227.98 H
20-30 HP	10 Tooth	10-1/4" x 12"		Solas	New Saturn	873579	4231-103-12	\$227.98 H
20-30 HP	10 Tooth	10" x 15"		Solas	New Saturn	873582	4231-100-15	\$227.98 H
40-65 HP	13 Tooth	11-1/8" x 13"		Solas	New Saturn	873667	4331-111-13	\$309.98 H
75-140 HP	13 Tooth	13-1/2" x 15"		Solas	New Saturn	873720	4431-135-15	\$391.98 H
75-140 HP	13 Tooth	13-1/4" x 17"		Solas	New Saturn	873732	4431-133-17	\$391.98 H
150-300 HP	15 Tooth	15-1/2" x 17"		Solas	Lexor	873124	4571-155-17	\$502.98 H
150-300 HP	15 Tooth	15-1/2" x 17"	Left Ro.	Solas	Lexor	873186	4572-155-17	\$502.98 H
150-300 HP	15 Tooth	15-1/4" x 19"		Solas	Lexor	873148	4571-153-19	\$502.98 H
150-300 HP	15 Tooth	15-1/4" x 19"	Left Ro.	Solas	Lexor	873198	4572-153-19	\$502.98 H
150-300 HP	15 Tooth	15" x 21"		Solas	Lexor	873162	4571-150-21	\$502.98 H
150-300 HP	15 Tooth	15" x 21"	Left Ro.	Solas	Lexor	873199	4572-150-21	\$502.98 H

Fun & Flotation

Anchor & Dock

Safety

Electronics

Trolling Motors

Lighting

Electrical

Topside Acc.

Cockpit & Deck

Instruments

Steering, Controls

Perform.

Fuel System

Engine & Parts

Engine Care

Propellers

Seating & Pedestals

Tops & Covers

Pumps

Cleaning & Care

Paint & Paint Acc.

Hardware, Fasteners

Trailer

Misc.

Comm.

Suzuki - Aluminum

See Pages 1011-1012 for Propeller Features

Horsepower	Spline	Dia. x Pitch	Description	Brand	Type	Order No.	Mfg. No.	Price
9.9-15 HP	10 Tooth	9-1/4" x 7"		Solas	Amita 3	873010	4111-093-07A	\$79.98 H
9.9-15 HP	10 Tooth	9-1/4" x 8"		Solas	Amita 3	873013	4111-093-08A	\$79.98 H
9.9-15 HP	10 Tooth	9-1/4" x 9"		Solas	Amita 3	873011	4111-093-09A	\$79.98 H
9.9-15 HP	10 Tooth	9-1/4" x 11"		Solas	Amita 3	873035	4111-093-11A	\$79.98 H
9.9-15 HP	10 Tooth	9-1/4" x 10"		Solas	Amita 3	873012	4111-093-10A	\$79.98 H
9.9-15 HP	10 Tooth	10" x 5"	4 Blade	Solas	Amita 4	873009	4113-100-05	\$104.98 H
9.9-15 HP	10 Tooth	9-1/4" x 7"	4 Blade	Solas	Amita 4	873005	4113-093-07A	\$88.98 H
9.9-15 HP	10 Tooth	9-1/4" x 9"	4 Blade	Solas	Amita 4	873008	4113-093-09A	\$88.98 H
9.9-15 HP	10 Tooth	9-1/4" x 11"	4 Blade	Solas	Amita 4	873006	4113-093-11A	\$88.98 H
20-30 HP	10 Tooth	11" x 9"		Solas	Amita 3	873069	4211-110-09	\$87.98 H
20-30 HP	10 Tooth	10-1/2" x 11"		Solas	Amita 3	873073	4211-105-11	\$87.98 H
20-30 HP	10 Tooth	10.3" x 12"		Solas	Amita 3	873085	4211-103-12	\$87.98 H
20-30 HP	10 Tooth	10.1" x 13"		Solas	Amita 3	873097	4211-101-13	\$87.98 H
20-30 HP	10 Tooth	10" x 14"		Solas	Amita 3	873100	4211-100-14	\$87.98 H
20-30 HP	10 Tooth	10" x 15"		Solas	Amita 3	873102	4211-100-15	\$87.98 H
20-30 HP	10 Tooth	10-1/5" x 11"	4 Blade	Solas	Amita 4	873106	4213-102-11	\$104.98 H
40-65 HP	13 Tooth	12" x 10"		Solas	Amita 3 - C Plus	873227	4311-120-10	\$122.98 H
40-65 HP	13 Tooth	11-4/5" x 11"		Solas	Amita 3 - C Plus	873200	4311-118-11	\$122.98 H
40-65 HP	13 Tooth	11-3/5" x 12"		Solas	Amita 3 - C Plus	873214	4311-116-12	\$122.98 H
40-65 HP	13 Tooth	11.1" x 13"		Solas	Amita 3	873201	4311-111-13	\$122.98 H
40-65 HP	13 Tooth	11-3/5" x 13"		Solas	Amita 3 - C Plus	873213	4311-116-13	\$122.98 H
40-65 HP	13 Tooth	11-3/5" x 14"		Solas	Amita 3 - C Plus	873223	4311-116-14	\$122.98 H
40-65 HP	13 Tooth	11" x 15"		Solas	Amita 3	873225	4311-110-15	\$122.98 H
40-65 HP	13 Tooth	11.1" x 11"	4 Blade	Solas	Amita 4	873237	4313-111-11	\$139.98 H
40-65 HP	13 Tooth	10-1/2" x 13"	4 Blade	Solas	Amita 4	873239	4313-105-13	\$139.98 H
60-140 HP	13 Tooth	14" x 11"		Solas	Amita 3	873275	4411-140-11	\$136.98 H
60-140 HP	13 Tooth	13-3/4" x 13"		Solas	Amita 3	873287	4411-138-13	\$136.98 H
60-140 HP	13 Tooth	13-1/2" x 15"		Solas	Amita 3	873299	4411-135-15	\$136.98 H
60-140 HP	13 Tooth	13-1/4" x 17"		Solas	Amita 3	873302	4411-133-17	\$136.98 H
60-140 HP	13 Tooth	13" x 19"		Solas	Amita 3	873314	4411-130-19	\$136.98 H
60-140 HP	13 Tooth	13-1/4" x 13"	4 Blade	Solas	Amita 4	873319	4413-133-13	\$152.98 H
60-140 HP	13 Tooth	13" x 15"	4 Blade	Solas	Amita 4	873321	4413-130-15	\$152.98 H
60-140 HP	13 Tooth	12-3/4" x 17"	4 Blade	Solas	Amita 4	873323	4413-128-17	\$152.98 H
DF 70A, 80A, 90A (4 Stroke)	15 Tooth	13.875" x 17"		Solas	Amita 3	866833	3411-139-17	\$148.98 H
DF 70A, 80A, 90A (4 Stroke)	15 Tooth	13.875" x 19"		Solas	Amita 3	866835	3411-139-19	\$148.98 H
DF 70A, 80A, 90A (4 Stroke)	15 Tooth	13.875" x 21"		Solas	Amita 3	866837	3411-139-21	\$148.98 H
150-300 HP	15 Tooth	14-4/5" x 17"		Solas	Amita 3	873388	4511-148-17	\$148.98 H
150-300 HP	15 Tooth	14-1/2" x 19"		Solas	Amita 3	873390	4511-145-19	\$148.98 H
150-300 HP	15 Tooth	15.3" x 19"		Solas	Amita 3 - E Plus	873391	4511-153-19	\$165.98 H
150-300 HP	15 Tooth	14.3" x 21"		Solas	Amita 3	873403	4511-143-21	\$148.98 H
150-300 HP	15 Tooth	15.3" x 21"		Solas	Amita 3 - E Plus	873404	4511-153-21	\$165.98 H

Honda - Stainless Steel

See Pages 1011-1012 for Propeller Features

Horsepower	Spline	Dia. x Pitch	Description	Brand	Type	Order No.	Mfg. No.	Price	
25-30 HP	10 Tooth	10" x 8"		Solas	Saturn	867891	5221-100-08	\$227.98	H
25-30 HP	10 Tooth	10" x 10"		Solas	Saturn	867915	5221-100-10	\$227.98	H
25-30 HP	10 Tooth	10" x 12"		Solas	Saturn	867918	5221-100-12	\$227.98	H
75-130 HP (Also Merc. 40-125 HP)		13-1/4" x 15"		Stiletto	Advantage I	858007	11315	\$344.98	LQ
75-130 HP (Also Merc. 40-125 HP)		13-1/4" x 19"		Stiletto	Advantage I	858021	11319	\$344.98	LQ
75-130 HP (Also Merc. 40-125 HP)		13-1/4" x 21"		Stiletto	Advantage I	858033	11321	\$344.98	LQ
75-130 HP (Also Merc. 40-125 HP)		13-1/4" x 23"		Stiletto	Advantage I	858034	11323	\$344.98	LQ
175, 200, 225 HP Also All V6 Mercs and Alpha I I/O's		14-1/4" x 15"		Stiletto	Advantage II	858196	10315	\$357.98	LQ
		14-1/4" x 17"	Left Ro.	Stiletto	Advantage II	858273	10217	\$357.98	LQ
		14-1/4" x 19"		Stiletto	Advantage II	858211	10319	\$357.98	LQ
		14-1/4" x 19"	Left Ro.	Stiletto	Advantage II	858285	10219	\$357.98	LQ

Honda - Aluminum

See Pages 1011-1012 for Propeller Features

Horsepower	Spline	Dia. x Pitch	Description	Brand	Type	Order No.	Mfg. No.	Price	
25-30 HP	10 Tooth	9-7/8" x 10"		Solas	Amita 3	875206	5211-099-10	\$87.98	H
25-30 HP	10 Tooth	9-7/8" x 12"		Solas	Amita 3	875230	5211-099-12	\$87.98	H
35-60 HP	13 Tooth	11-3/4" x 10"		Michigan Wheel	Michigan Match	348222	032045	\$152.98	E
35-60 HP	13 Tooth	11-5/8" x 11"		Michigan Wheel	Michigan Match	348234	032044	\$152.98	M
35-60 HP	13 Tooth	11-1/4" x 14"		Michigan Wheel	Michigan Match	348260	032041	\$152.98	E
35-60 HP	13 Tooth	11" x 15"		Michigan Wheel	Michigan Match	348272	032040	\$152.98	M

Force/Chrysler/US Marine - Stainless Steel

See Pages 1011-1012 for Propeller Features

Horsepower	Spline	Dia. x Pitch	Description	Brand	Type	Order No.	Mfg. No.	Price	
25-70 HP (1995-98 40-75 HP)		10-1/2" x 13"		Stiletto	Triad II	857512	12313	\$281.98	LQ
25 HP, 3 Cyl. (1995-98 40-75 HP)		10-1/2" x 14"		Stiletto	Triad II	857524	12314	\$281.98	LQ
25 HP, 3 Cyl. (1995-98 40-75 HP)		10-1/2" x 15"		Stiletto	Triad II	857536	12315	\$281.98	LQ

Force/Chrysler/US Marine - Aluminum

See Pages 1011-1012 for Propeller Features

Horsepower	Spline	Dia. x Pitch	Description	Brand	Type	Order No.	Mfg. No.	Price	
25 HP, 3 Cyl. (1995-98)	10 Tooth	10-7/8" x 11"		Michigan Wheel	Michigan Match	345682	031049	\$128.98	E
25 HP, 3 Cyl. (1995-98)	10 Tooth	10-7/8" x 13"		Michigan Wheel	Michigan Match	345694	031048	\$128.98	E
40-75 HP	13 Tooth	12-1/2" x 8"		Michigan Wheel	Michigan Match	345808	032141	\$152.98	E
40-75 HP	13 Tooth	11-1/4" x 10"		Michigan Wheel	Michigan Match	345896	031015	\$151.98	M
40-75 HP	13 Tooth	10-7/8" x 11"		Michigan Wheel	Michigan Match	345900	031053	\$151.98	E
40-75 HP	13 Tooth	10-5/8" x 12"		Michigan Wheel	Michigan Match	345909	031016	\$151.98	M
40-75 HP	13 Tooth	10-3/8" x 13"		Michigan Wheel	Michigan Match	345911	031017	\$151.98	M
40-75 HP	13 Tooth	10-1/2" x 13"		Michigan Wheel	Michigan Match	345861	031057	\$151.98	E
40-75 HP	13 Tooth	10-1/4" x 14"		Michigan Wheel	Michigan Match	345923	031018	\$151.98	E
40-75 HP	13 Tooth	10-3/8" x 14"		Michigan Wheel	Michigan Match	345872	031058	\$151.98	M
40-75 HP	13 Tooth	10-1/8" x 15"		Michigan Wheel	Michigan Match	345935	031019	\$151.98	E

Fun & Flotation

Anchor & Dock

Safety

Electronics

Trolling Motors

Lighting

Electrical

Topside Acc.

Cockpit & Deck

Instruments

Steering, Controls

Perform.

Fuel System

Engine & Parts

Engine Care

Propellers

Seating & Pedestals

Tops & Covers

Pumps

Cleaning & Care

Paint & Paint Acc.

Hardware, Fasteners

Trailering

Misc.

Comm.

Nissan, Tohatsu - Stainless Steel

See Pages 1011-1012 for Propeller Features

Horsepower	Spline	Dia. x Pitch	Description	Brand	Type	Order No.	Mfg. No.	Price
9.9-20 HP	14 Tooth	9-1/4" x 9"		Solas	Saturn	875200	5121-093-09	\$171.98 H
9.9-20 HP	14 Tooth	9-1/4" x 10"		Solas	Saturn	875202	5121-093-10	\$171.98 H
25-30 HP	10 Tooth	10" x 9"		Solas	Saturn	867892	5221-100-09	\$227.98 H
25-30 HP	10 Tooth	10" x 11"		Solas	Saturn	867917	5221-100-11	\$227.98 H
25-30 HP	10 Tooth	10" x 13"		Solas	Saturn	867931	5221-100-13	\$227.98 H
33-55 HP	13 Tooth	11-5/8" x 11"		Solas	New Saturn	8655379	5331-116-11	\$299.98 H
33-55 HP	13 Tooth	11-1/8" x 13"		Solas	New Saturn	875282	5331-111-13	\$309.98 H

Nissan, Tohatsu - Aluminum

See Pages 1011-1012 for Propeller Features

Horsepower	Spline	Dia. x Pitch	Description	Brand	Type	Order No.	Mfg. No.	Price
5 HP		7-4/5" x 8"		Solas	Amita 3	877157	5011-078-08	\$71.98 H
8-9.8 HP	12 Tooth	8.7" x 5"	4 Blade	Solas	Amita 4	877165	5013-087-05	\$104.98 H
8-9.8 HP	12 Tooth	8-1/2" x 7"		Solas	Amita 3	877156	5011-085-07	\$71.98 H
8-9.8 HP	12 Tooth	8-1/2" x 8"		Solas	Amita 3	877158	5011-085-08	\$71.98 H
9.9-20 HP	14 Tooth	9-1/4" x 7"		Solas	Amita 3	875249	5111-093-07	\$79.98 H
9.9-20 HP	14 Tooth	9-1/4" x 8"		Solas	Amita 3	875250	5111-093-08	\$79.98 H
9.9-20 HP	14 Tooth	9-1/4" x 9"		Solas	Amita 3	875251	5111-093-09	\$79.98 H
9.9-20 HP	14 Tooth	9-1/4" x 10"		Solas	Amita 3	875252	5111-093-10	\$79.98 H
9.9-20 HP	14 Tooth	9-1/4" x 11"		Solas	Amita 3	875253	5111-093-11	\$79.98 H
9.9-20 HP	14 Tooth	10" x 5"	4 Blade	Solas	Amita 4	875259	5113-100-05	\$104.98 H
9.9-20 HP	14 Tooth	9-1/4" x 7"	4 Blade	Solas	Amita 4	875261	5113-093-07	\$88.98 H
9.9-20 HP	14 Tooth	10" x 7"	4 Blade	Solas	Amita 4	875260	5113-100-07	\$104.98 H
9.9-20 HP	14 Tooth	9-1/4" x 8"	4 Blade	Solas	Amita 4	875262	5113-093-08	\$88.98 H
9.9-20 HP	14 Tooth	9-1/4" x 9"	4 Blade	Solas	Amita 4	875263	5113-093-09	\$88.98 H
9.9-20 HP	14 Tooth	9-1/4" x 10"	4 Blade	Solas	Amita 4	875264	5113-093-10	\$88.98 H
25-30 HP	10 Tooth	9.9" x 9"		Solas	Amita 3	875205	5211-099-09	\$87.98 H
25-30 HP	10 Tooth	9.9" x 11"		Solas	Amita 3	875229	5211-099-11	\$87.98 H
25-30 HP	10 Tooth	9.9" x 13"		Solas	Amita 3	875243	5211-099-13	\$87.98 H
25-30 HP	10 Tooth	10-1/5" x 11"	4 Blade	Solas	Amita 4	875265	5213-102-11	\$104.98 H
25-30 HP	10 Tooth	10.1" x 12"	4 Blade	Solas	Amita 4	875266	5213-101-12	\$104.98 H
25-30 HP	10 Tooth	10" x 13"	4 Blade	Solas	Amita 4	875268	5213-100-13	\$104.98 H
25-30 HP	10 Tooth	10" x 14"	4 Blade	Solas	Amita 4	875270	5213-100-14	\$104.98 H
35-55 HP	13 Tooth	12.1" x 9"		Solas	Amita 3	875271	5311-121-09	\$122.98 H
35-55 HP	13 Tooth	11-3/5" x 11"		Solas	Amita 3	875373	5311-116-11	\$122.98 H
35-55 HP	13 Tooth	11-2/5" x 12"		Solas	Amita 3	875274	5311-114-12	\$122.98 H
33-55 HP	13 Tooth	11-1/8" x 13"		Solas	Amita 3	875275	5311-111-13	\$122.98 H
35-55 HP	13 Tooth	11.1" x 14"		Solas	Amita 3	875276	5311-111-14	\$122.98 H
35-55 HP	13 Tooth	11" x 15"		Solas	Amita 3	875277	5311-110-15	\$122.98 H
60-140 HP	15 Tooth	13-1/4" x 13"	4 Blade	Solas	Amita 4	873338	3413-133-13	\$152.98 H
60-140 HP	15 Tooth	13" x 15"	4 Blade	Solas	Amita 4	873339	3413-130-15	\$152.98 H

- Fun & Flotation
- Anchor & Dock
- Safety
- Electronics
- Trolling Motors
- Lighting
- Electrical
- Topside Acc.
- Cockpit & Deck
- Instruments
- Steering, Controls
- Perform.
- Fuel System
- Engine & Parts
- Engine Care

Propellers

Solas Low Horsepower Plastic Propeller



- Developed to meet the special requirements of small horsepower applications.
- Uses the most advanced design and manufacturing technology to produce the best prop for portable outboard motors.
- Mercury: 2.5 - 3.5 HP, OMC: 3.5 HP and Tohatsu: 2.5 - 3.5 HP.

Order No. **865945** Mfg. No. / Description (0001-073-06P) Price **\$15.98 H**

- Seating & Pedestals
- Tops & Covers
- Pumps
- Cleaning & Care
- Paint & Paint Acc.
- Hardware, Fasteners
- Trailer
- Misc.
- Comm.

Volvo Penta Aquamatic SP Stern Drive - Aluminum

See Pages 1011-1012 for Propeller Features

Hub	Dia. x Pitch	Description	Brand	Type	Order No.	Mfg. No.	Price	
Standard Hub, Short Hub	14-1/2" x 19"	Left Ro.	Solas	Amita 3	880284	8712-145-19	\$148.98	H
Standard Hub, Short Hub	15.3" x 19"	Left Ro.	Solas	Amita 3 - E Plus	880283	8712-153-19	\$165.98	H
Standard Hub, Short Hub	14-3/4" x 15"	4 Blade, Left Ro.	Solas	Amita 4	880290	8714-148-15	\$165.98	H
Standard Hub, Short Hub	14-1/2" x 17"	4 Blade, Left Ro.	Solas	Amita 4	880292	8714-145-17	\$165.98	H
Standard Hub, Short Hub	14-1/4" x 19"	4 Blade, Left Ro.	Solas	Amita 4	880294	8714-143-19	\$165.98	H
Standard Hub, Short Hub	14" x 21"	4 Blade, Left Ro.	Solas	Amita 4	880296	8714-140-21	\$165.98	H
Long Hub	15" x 15"		Solas	Amita 3	880257	8811-150-15	\$148.98	H
Long Hub	15" x 15"	Left Ro.	Solas	Amita 3	880270	8812-150-15	\$148.98	H
Long Hub	15-4/5" x 15"	Left Ro.	Solas	Amita 3 - E Plus	880271	8812-158-15	\$165.98	H
Long Hub	14-4/5" x 17"		Solas	Amita 3	880259	8811-148-17	\$148.98	H
Long Hub	14-4/5" x 17"	Left Ro.	Solas	Amita 3	880274	8812-148-17	\$148.98	H
Long Hub	15-1/2" x 17"		Solas	Amita 3 - E Plus	880258	8811-155-17	\$165.98	H
Long Hub	15-1/2" x 17"	Left Ro.	Solas	Amita 3 - E Plus	880275	8812-155-17	\$165.98	H
Long Hub	14-1/2" x 19"		Solas	Amita 3	880260	8811-145-19	\$148.98	H
Long Hub	14-1/2" x 19"	Left Ro.	Solas	Amita 3	880265	8812-145-19	\$148.98	H
Long Hub	15.3" x 19"		Solas	Amita 3 - E Plus	880261	8811-153-19	\$165.98	H
Long Hub	15.3" x 19"	Left Ro.	Solas	Amita 3 - E Plus	880266	8812-153-19	\$165.98	H
Long Hub	14.3" x 21"		Solas	Amita 3	880262	8811-143-21	\$148.98	H
Long Hub	14.3" x 21"	Left Ro.	Solas	Amita 3	880267	8812-143-21	\$148.98	H
Long Hub	15.3" x 21"	Left Ro.	Solas	Amita 3 - E Plus	880268	8812-153-21	\$165.98	H
Long Hub	14-3/4" x 15"	4 Blade	Solas	Amita 4	880280	8813-148-15	\$165.98	H
Long Hub	14-3/4" x 15"	4 Blade, Left Ro.	Solas	Amita 4	880298	8814-148-15	\$165.98	H
Long Hub	14-1/2" x 17"	4 Blade	Solas	Amita 4	880282	8813-145-17	\$165.98	H
Long Hub	14-1/2" x 17"	4 Blade, Left Ro.	Solas	Amita 4	880300	8814-145-17	\$165.98	H
Long Hub	14-1/4" x 19"	4 Blade	Solas	Amita 4	880285	8813-143-19	\$165.98	H
Long Hub	14-1/4" x 19"	4 Blade, Left Ro.	Solas	Amita 4	880302	8814-143-19	\$165.98	H
Long Hub	14" x 21"	4 Blade	Solas	Amita 4	880286	8813-140-21	\$165.98	H
Long Hub	14" x 21"	4 Blade, Left Ro.	Solas	Amita 4	880304	8814-140-21	\$165.98	H
Long Hub	14" x 23"	4 Blade	Solas	Amita 4	880288	8813-140-23	\$165.98	H

OMC SX Cobra™, Volvo Penta SX Drives - Stainless Steel

See Pages 1011-1012 for Propeller Features

Fits	Spline	Dia. x Pitch	Brand	Type	Order No.	Mfg. No.	Price	
Penta SX & Cobra SX Drives	19 Tooth	14-1/4" x 17"	Stiletto	Advantage II	862892	40317	\$357.98	LQ
Penta SX & Cobra SX Drives	19 Tooth	14-3/4" x 18"	Solas	HR Titan 3	880253	8651-148-18	\$411.98	H
Penta SX & Cobra SX Drives	19 Tooth	14-1/4" x 19"	Stiletto	Advantage II	862905	40319	\$357.98	LQ
Penta SX & Cobra SX Drives	19 Tooth	14-3/4" x 19"	Solas	HR Titan 3	880255	8651-148-19	\$411.98	H
Penta SX & Cobra SX Drives	19 Tooth	14-1/4" x 21"	Stiletto	Advantage II	862917	40321	\$357.98	LQ
Penta SX & Cobra SX Drives	19 Tooth	14-1/2" x 21"	Solas	HR Titan 3	880256	8651-145-21	\$411.98	H
Penta SX & Cobra SX Drives	19 Tooth	14-1/4" x 22"	Solas	HR Titan 3	880254	8651-143-22	\$411.98	H
Penta SX & Cobra SX Drives	19 Tooth	14-1/2" x 15"	Solas	HR Titan 4	880269	8653-145-15	\$427.98	H
Penta SX & Cobra SX Drives	19 Tooth	14-1/4" x 17"	Solas	HR Titan 4	880272	8653-143-17	\$427.98	H
Penta SX & Cobra SX Drives	19 Tooth	14-1/8" x 19"	Solas	HR Titan 4	880273	8653-141-19	\$427.98	H
Penta SX & Cobra SX Drives	19 Tooth	14" x 21"	Solas	HR Titan 4	880276	8653-140-21	\$427.98	H

OMC SX Cobra™, Volvo Penta SX Drives - Aluminum

See Pages 1011-1012 for Propeller Features

Fits	Spline	Dia. x Pitch	Brand	Type	Order No.	Mfg. No.	Price	
SX Drive	19 Tooth	15" x 15"	Solas	Amita 3	880176	8611-150-15	\$148.98	H
SX Drive	19 Tooth	14-4/5" x 17"	Solas	Amita 3	880179	8611-148-17	\$148.98	H
SX Drive	19 Tooth	15-1/2" x 17"	Solas	Amita 3 - E Plus	880220	8611-155-17	\$165.98	H
SX Drive	19 Tooth	14-1/2" x 19"	Solas	Amita 3	880193	8611-145-19	\$148.98	H
SX Drive	19 Tooth	14-1/2" x 19"	Michigan Wheel	Michigan Match	350330	161003	\$171.98	E
SX Drive	19 Tooth	15.3" x 19"	Solas	Amita 3 - E Plus	880232	8611-153-19	\$165.98	H
SX Drive	19 Tooth	14-1/4" x 21"	Michigan Wheel	Michigan Match	350342	161004	\$171.98	M
SX Drive	19 Tooth	14.3" x 21"	Solas	Amita 3	880218	8611-143-21	\$148.98	H
SX Drive	19 Tooth	15.3" x 21"	Solas	Amita 3 - E Plus	880244	8611-153-21	\$165.98	H
SX Drive	19 Tooth	14-1/5" x 23"	Solas	Amita 3	880219	8611-142-23	\$148.98	H
SX Drive	19 Tooth	14-3/4" x 15"	Solas	Amita 4	880245	8613-148-15	\$165.98	H
SX Drive	19 Tooth	14-1/2" x 17"	Solas	Amita 4	880246	8613-145-17	\$165.98	H
SX Drive	19 Tooth	14-1/4" x 19"	Solas	Amita 4	880247	8613-143-19	\$165.98	H
SX Drive	19 Tooth	14" x 21"	Solas	Amita 4	880248	8613-140-21	\$165.98	H
SX Drive	19 Tooth	14" x 23"	Solas	Amita 4	880249	8613-140-23	\$165.98	H

Fun & Flotation

Anchor & Dock

Safety

Electronics

Trolling Motors

Lighting

Electrical

Topside Acc.

Cockpit & Deck

Instruments

Steering, Controls

Perform.

Fuel System

Engine & Parts

Engine Care

Propellers

Seating & Pedestals

Tops & Covers

Pumps

Cleaning & Care

Paint & Paint Acc.

Hardware, Fasteners

Trailering

Misc.

Comm.

Sierra Prop Cone



- Volvo Penta: AQ200, 250, 270, 270T, 275, 280, 280T, 280PT, 290.
- Replaces: 850785, 854045.

Order No. Mfg. No. / Description Price
184210 (18-4210) **\$56.47** H

Sierra Prop Cone Screw



- For: Volvo Penta (5/16"-18).
- Replaces: 850889.

Order No. Mfg. No. / Description Price
184212 (18-4212) **\$13.08** LQ

Volvo Penta Dual Props - Aluminum

Fits	Dia. x Pitch	Description	Brand	Type	Order No.	Mfg. No.	Price
DP 280, DP 290	15.5" x 17"	Front	Solas		880124	8512-155-17	\$244.98 H
DP 280, DP 290	15.3" x 19"	Front	Solas		880120	8512-153-19	\$244.98 H
DP 280, DP 290	15.3" x 21"	Front	Solas		880122	8512-153-21	\$244.98 H
DP 280, DP 290	13.75" x 17"	4 Blade, Rear	Solas		880128	8513-138-17	\$271.98 H
DP 280, DP 290	13.75" x 19"	4 Blade, Rear	Solas		880130	8513-138-19	\$271.98 H
DP 280, DP 290	13.75" x 21"	4 Blade, Rear	Solas		880132	8513-138-21	\$271.98 H


Volvo Penta Dual Props - Stainless Steel

Fits	Dia. x Pitch	Description	Brand	Type	Order No.	Mfg. No.	Price
DP 280, DP 290	15" x 15"	Front	Solas		880150	8532-150-15	\$627.98 H
DP 280, DP 290	15" x 17"	Front	Solas		880152	8532-150-17	\$627.98 H
DP 280, DP 290	15" x 19"	Front	Solas		880154	8532-150-19	\$627.98 H
DP 280, DP 290	15" x 21"	Front	Solas		880156	8532-150-21	\$627.98 H
DP 280, DP 290	13.5" x 15"	Rear	Solas		880146	8531-135-15	\$549.98 H
DP 280, DP 290	13.3" x 17"	Rear	Solas		880144	8531-133-17	\$549.98 H
DP 280, DP 290	13" x 19"	Rear	Solas		880140	8531-130-19	\$549.98 H
DP 280, DP 290	13" x 21"	Rear	Solas		880142	8531-130-21	\$549.98 H

Note: Volvo Duo Props may require special tools to install. This prop requires OEM hardware to install. Please consult OEM manual for proper installation and torque specs.

Volvo Part #	Front Propeller (SST Propeller)	Rear Propeller (SST Propeller)	Front Propeller (Aluminum Propeller)	Rear Propeller (Aluminum Propeller)
B2	8532-150-15	8531-135-15	-	-
A2	8532-150-17	8531-133-17	8512-155-17	8513-138-17
B3	8532-150-17	8531-133-17	8512-155-17	8513-138-17
(Heavy) A3	8532-150-17	8531-130-19	8512-155-17	8513-138-19
A3	8532-150-19	8531-130-19	8512-153-19	8513-138-19
B4	8532-150-19	8531-130-19	8512-153-19	8513-138-19
(Heavy) A4	8532-150-19	8531-130-19	8512-153-19	8513-138-19
A4	8532-150-19	8531-130-21	8512-153-19	8513-138-21
B5	8532-150-19	8531-130-21	8512-153-19	8513-138-21
A5	8532-150-19	8531-130-21	8512-153-19	8513-138-21
A6	8532-150-21	8531-130-21	8512-153-21	8513-138-21
B6	8532-150-21	8531-130-21	8512-153-21	8513-138-21
(Light) A7	8532-150-21	8531-130-21	8512-153-21	8513-138-21

*Check with engine manufacturer for complete prop hardware listings. SOLAS does not make all hardware required for all motors.



- Fun & Flotation
- Anchor & Dock
- Safety
- Electronics
- Trolling Motors
- Lighting
- Electrical
- Topside Acc.
- Cockpit & Deck
- Instruments
- Steering, Controls
- Perform.
- Fuel System
- Engine & Parts
- Engine Care
- Propellers
- Seating & Pedestals
- Tops & Covers
- Pumps
- Cleaning & Care
- Paint & Paint Acc.
- Hardware, Fasteners
- Trailer
- Misc.
- Comm.



Johnson/Evinrude - Stainless Steel, E Series

- Stainless Steel, E Series V6, 2 Stroke.
- 15 Spline, Interchangeable Hub, 150-300 H.P. and 90-130 H.P., 25" Shaft.
- 90 and 115 H.P. Evinrude® E-TEC®, 25" Shaft, 2004 thru 100 H.P., 2004 thru 100 H.P. Commercial, 1984 thru 120 and 140 H.P., 1985 130 H.P., 1995-1996 130 H.P. Evinrude® E-TEC®, 2009-2010 135 H.P., 200 thru 140 H.P. (25"), 1989 thru 150 and 155 H.P. Commercial, 1978 thru 150-300 H.P., Evinrude® E-TEC®, 2004 thru 175 H.P., 1977 thru 185 H.P., 1984-1985 200 H.P., 1976 thru 225 H.P., 1986 thru 235 H.P., 1978-1985 2.6 Liter, 1984-1985 250 H.P., 1991 thru 275 H.P., 1986-1988 300 H.P., 1988 thru 3.6 Liter, 1986-1987.
- Note: Hub not included with propeller.

Order No.	Mfg. No.	Type	Dia. x Pitch	Description	Price
B765826	765826	SX3	15-5/8" x 11"		\$551.99
B765827	765827	SX3	15-5/8" x 13"		\$551.99
B765828	765828	SX3	15-5/8" x 13"	Left Ro.	\$551.99
B765829	765829	SX3	15" x 15"		\$551.99
B765830	765830	SX3	15" x 15"	Left Ro.	\$551.99
B765808	765808	VX3	14-3/4" x 16"		\$551.99
B765809	765809	VX3	14-3/4" x 16"	Left Ro.	\$551.99
B765810	765810	VX3	14-3/4" x 17"		\$557.99
B765811	765811	VX3	14-3/4" x 17"	Left Ro.	\$551.99
B765812	765812	VX3	14-3/4" x 19"		\$551.99
B765813	765813	VX3	14-3/4" x 19"	Left Ro.	\$551.99
B765814	765814	VX3	14-1/2" x 21"		\$557.99
B765815	765815	VX3	14-1/2" x 21"	Left Ro.	\$551.99
B765816	765816	CX4	14-1/2" x 15"	4 Blade	\$663.99
B765817	765817	CX4	14-1/2" x 15"	4 Blade, Left Ro.	\$663.99
B765818	765818	CX4	14-1/4" x 17"	4 Blade	\$663.99
B765819	765819	CX4	14-1/4" x 17"	4 Blade, Left Ro.	\$663.99
B765820	765820	CX4	14-1/8" x 19"	4 Blade	\$663.99
B765821	765821	CX4	14-1/8" x 19"	4 Blade, Left Ro.	\$663.99
B765822	765822	CX4	14" x 21"	4 Blade	\$663.99
B765823	765823	CX4	14" x 21"	4 Blade, Left Ro.	\$663.99
B765824	765824	CX4	14" x 23"	4 Blade	\$663.99
B765825	765825	CX4	14" x 23"	4 Blade, Left Ro.	\$663.99

Hub Kit for Stainless Steel, E Series Propellers

Order No.	Mfg. No. / Description	Price
B765831	(765831) Johnson/Evinrude	\$67.99 H

Johnson/Evinrude - Aluminum, D Series

- Aluminum, D Series, 2 Stroke.
- 40-140 H.P. 13 Spline.
- 40/50/60 H.P., Evinrude® E-TEC®, 2004 thru 45 H.P. Commercial, 1986 thru 50 H.P. and 50 H.P. Commercial, 1971-1974 55 H.P. Commercial, 1980 thru 55 H.P., 1968-1969 60 H.P., 1970-1971 and 1986-1996 65 H.P. and 65 H.P. Commercial, 1972-1973 70 H.P., 1974-2001 75/90/115 H.P., Evinrude® E-TEC®, 2004 thru 75 H.P., 1975-1984 and 2004 thru 85 H.P., 1969-1980 and 1991-1995 88 H.P., 1981 thru 90 H.P., 1981 thru 100 H.P., 1979-1980 and 1988 thru 110 H.P., 1986-1989 115 and 115 H.O. H.P., 1973 thru 120 H.P., 1986-1994 125 H.P., 1971-1972 130 H.P. Evinrude® E-TEC®, 2009-2010 135 H.P., 1973-1976 140 H.P., 1977-1984 and 1986-1994.
- Note: Hub not included with propeller.

Order No.	Mfg. No.	Dia. x Pitch	Price
B765776	765776	13-3/4" x 13"	\$175.99
B765777	765777	13-1/2" x 15"	\$173.99
B765778	765778	13-1/4" x 17"	\$175.99
B765779	765779	13" x 19"	\$173.99
B765780	765780	13" x 21"	\$175.99

Hub Kit for Aluminum, D Series Propellers

Order No.	Mfg. No. / Description	Price
B765789	(765789) Johnson/Evinrude	\$62.99 H

Johnson/Evinrude - Aluminum, E Series

- Aluminum, E Series V6.
- 15 Spline, 150-300 H.P. and 90-130 H.P., 25" Shaft.
- 90 and 115 H.P. Evinrude® E-TEC®, 25" Shaft, 2004 thru 100 H.P., 2004 thru 100 H.P. Commercial, 1984 thru 120 and 140 H.P., 1985 130 H.P., 1995-1996 130 H.P. Evinrude® E-TEC®, 2009-2010 135 H.P., 200 thru 140 H.P. (25"), 1989 thru 150 and 155 H.P. Commercial, 1978 thru 150-300 H.P., Evinrude® E-TEC®, 2004 thru 175 H.P., 1977 thru 185 H.P., 1984-1985 200 H.P., 1976 thru 225 H.P., 1986 thru 235 H.P., 1978-1985 2.6 Liter, 1984-1985 250 H.P., 1991 thru 275 H.P., 1986-1988 300 H.P., 1988 thru 3.6 Liter, 1986-1987.
- Note: Hub not included with propeller.

Order No.	Mfg. No.	Dia. x Pitch	Price
B765781	765781	15" x 15"	\$186.99
B765782	765782	14-7/8" x 17"	\$184.99
B765783	765783	14-1/2" x 19"	\$184.99
B765784	765784	14" x 21"	\$186.99

Hub Kit for Aluminum, E Series Propellers

Order No.	Mfg. No. / Description	Price
B765785	(765785) Johnson/Evinrude	\$61.99 H

Fun & Flotation

Anchor & Dock

Safety

Electronics

Trolling Motors

Lighting

Electrical

Topside Acc.

Cockpit & Deck

Instruments

Steering, Controls

Perform.

Fuel System

Engine & Parts

Engine Care

Propellers

Seating & Pedestals

Tops & Covers

Pumps

Cleaning & Care

Paint & Paint Acc.

Hardware, Fasteners

Trailer

Misc.

Comm.

OMC® SystemMatched™ Preconfigured Kits

FITS: V6 E SERIES EVINRUDE/JOHNSON OUTBOARDS PLUS OMC STERNDRIVE, OMC COBRA. 15 TOOTH SPLINE. HUB INCLUDED

Dia x Pitch	Description	Brand	Type	Order No.	Mfg. No.	Price
14-3/4" x 16"		OMC® SystemMatched™	VX3	B763912K	765808/76583	\$619.98 H
14-3/4" x 16"	Left Ro.	OMC® SystemMatched™	VX3	B763913K	765809/76583	\$619.98 H
14-3/4" x 17"		OMC® SystemMatched™	VX3	B763914K	765810/76583	\$625.98 H
14-3/4" x 17"	Left Ro.	OMC® SystemMatched™	VX3	B763915K	765811/76583	\$619.98 H
14-3/4" x 19"		OMC® SystemMatched™	VX3	B763918K	765812/76583	\$619.98 H
14-3/4" x 19"	Left Ro.	OMC® SystemMatched™	VX3	B763919K	765813/76583	\$619.98 H
14-1/2" x 21"		OMC® SystemMatched™	VX3	B763922K	765814/76583	\$625.98 H
14-1/2" x 21"	Left Ro.	OMC® SystemMatched™	VX3	B763923K	765815/76583	\$619.98 H
14-1/2" x 15"	4 Blade	OMC® SystemMatched™	CX4	B763936K	765816/76583	\$731.98 H
14-1/2" x 15"	4 Blade, Left Ro.	OMC® SystemMatched™	CX4	B763937K	765817/76583	\$731.98 H
14-1/4" x 17"	4 Blade	OMC® SystemMatched™	CX4	B763938K	765818/76583	\$731.98 H
14-1/4" x 17"	4 Blade, Left Ro.	OMC® SystemMatched™	CX4	B763939K	765819/76583	\$731.98 H
14-1/8" x 19"	4 Blade	OMC® SystemMatched™	CX4	B763942K	765820/76583	\$731.98 H
14-1/8" x 19"	4 Blade, Left Ro.	OMC® SystemMatched™	CX4	B763943K	765821/76583	\$731.98 H
14" x 21"	4 Blade	OMC® SystemMatched™	CX4	B763946K	765822/76583	\$731.98 H
14" x 21"	4 Blade, Left Ro.	OMC® SystemMatched™	CX4	B763947K	765823/76583	\$731.98 H
14" x 23"	4 Blade	OMC® SystemMatched™	CX4	B763948K	765824/76583	\$731.98 H
14" x 23"	4 Blade, Left Ro.	OMC® SystemMatched™	CX4	B763949K	765825/76583	\$731.98 H
15-5/8" x 11"		OMC® SystemMatched™	SX3	B763959K	765826/76583	\$619.98 H
15-5/8" x 13"		OMC® SystemMatched™	SX3	B763960K	765827/76583	\$619.98 H
15-5/8" x 13"	Left Ro.	OMC® SystemMatched™	SX3	B763961K	765828/76583	\$619.98 H
15" x 15"		OMC® SystemMatched™	SX3	B763962K	765829/76583	\$619.98 H
15" x 15"	Left Ro.	OMC® SystemMatched™	SX3	B763963K	765830/76583	\$619.98 H

- Fun & Flotation
- Anchor & Dock
- Safety
- Electronics
- Trolling Motors
- Lighting

FITS: EVINRUDE/JOHNSON. HUB INCLUDED

Dia x Pitch	Description	Brand	Type	Order No.	Mfg. No.	Price
13 Tooth	13-3/4" x 13"	OMC® SystemMatched™		B765181K	765776/76578	\$236.98 H
13 Tooth	13-1/2" x 15"	OMC® SystemMatched™		B765182K	765777/76578	\$234.98 H
13 Tooth	13-1/4" x 17"	OMC® SystemMatched™		B765183K	765778/76578	\$236.98 H
13 Tooth	13" x 19"	OMC® SystemMatched™		B765184K	765779/76578	\$234.98 H
13 Tooth	13" x 21"	OMC® SystemMatched™		B765185K	765780/76578	\$236.98 H
15 Tooth	15" x 15"	OMC® SystemMatched™		B765186K	765781/76578	\$245.98 H
15 Tooth	14-7/8" x 17"	OMC® SystemMatched™		B765187K	765782/76578	\$243.98 H
15 Tooth	14-1/2" x 19"	OMC® SystemMatched™		B765188K	765783/76578	\$243.98 H
15 Tooth	14" x 21"	OMC® SystemMatched™		B765189K	765784/76578	\$245.98 H

- Electrical
- Topside Acc.
- Cockpit & Deck
- Instruments
- Steering, Controls
- Perform.

OMC® SystemMatched™ Stainless Steel Propeller Hub System



- Designed for OMC SystemMatched V6, E Series CX4, VX3 and SX3 propellers.
- Higher level of durability and reliability to OMC SystemMatched propellers.
- The system is designed to flex and cushion shock loads to help protect the lower unit drivetrain.
- The patented torsion sleeve and drive spline withstand extreme temperatures in any application.

STAINLESS STEEL

Order No.	Mfg. No.	Fits	Price
B765831	765831	1976-Current Evinrude/Johnson V6; 15 Tooth Spline	\$67.99 H
B765832	765832	Mercury, Honda, Suzuki, Yamaha E Series, 150-225 H.P.; 15 Tooth Spline	\$116.99 H

Propellers

ALUMINUM

Order No.	Mfg. No.	Fits	Price
B765789	765789	Evinrude/Johnson 13 Tooth Spline 1968-Current	\$62.99 H
B765790	765790	Honda, 15 Tooth Spline, 1999-Current	\$61.99 H
B765791	765791	Nissan/Tohatsu, 15 Tooth Spline, 1987-Current	\$61.99 H
B765793	765793	Suzuki DF90, DF115 (4 Stroke), Johnson 90, 115 H.P. (4 Stroke), 15 Tooth Spline, 2001-Current	\$61.99 H
B765787	765787	Yamaha, 15 Tooth Spline, 1984-Current	\$61.99 H
B765794	765794	Suzuki DF140 (4 Stroke), 15 Tooth Spline, 2001-Current	\$61.99 H
B765786	765786	Mercury, Yamaha-Honda, 15 Tooth Spline, 1961-Current	\$61.99 H
B765788	765788	Volvo SX Sterndrives, Cobra SX, 19 Tooth Spline, 1994-Current	\$62.99 H
B765792	765792	Mercury 225 EFI (Yamaha), 15 Tooth Spline	\$61.99 H
B765785	765785	Evinrude/Johnson, 15 Tooth Spline, 1991-Current	\$61.99 H

- Seating & Pedestals
- Tops & Covers
- Pumps
- Cleaning & Care
- Paint & Paint Acc.
- Hardware, Fasteners
- Trailerling
- Misc.
- Comm.

Rubex Stainless Steel Interchangeable Hub Propellers



C4

- Four blade propeller.
- Provides great stern lift and acceleration.
- Exceptional handling and maneuverability.
- Increased speed and fuel efficiencies in the engine mid-range.
- Excellent cruising performance.



NS3

- All-around performance.
- Offers good acceleration.
- Smaller sizes offered in extra large diameter with increased blade area.
- Large ear design is ideal for pontoons, commercial hulls, and heavy loads.




HR4

- Four blade propeller.
- Great stern lift and acceleration.
- Excellent Cruising Characteristics.
- Delivers a very smooth and powerful thrust.
- Increased speed and fuel efficiency in the motor's mid-range.



S3

- High performance for bass and bay boats.
- High rake design for increased bow lift.
- Extra cupping for great bite in high engine mount positions.
- Cut down blade design reduces drag.
- Incorporates tuned exhaust relief for improved acceleration.



L3 Plus

- All-around performance.
- Large diameter and blade area for big boat loads.
- Great high speed performance without sacrificing mid-range speeds.
- Excellent fuel economy for offshore boats.

30-75 HP STAINLESS STEEL OUTBOARDS AND STERN DRIVES

Order No.	Mfg. No.	Type	Dia. x Pitch	Description	Price
880008	9331-116-11	NS3	11-5/8" x 11"	3 Blade	\$283.98 H
880007	9331-114-12	NS3	11-3/8" x 12"	3 Blade	\$283.98 H
880006	9331-111-13	NS3	11-1/8" x 13"	3 Blade	\$283.98 H
880005	9331-111-14	NS3	11-1/8" x 14"	3 Blade	\$283.98 H
880004	9331-110-15	NS3	11" x 15"	3 Blade	\$283.98 H
880011	9333-115-13	C4	11-1/2" x 13"	4 Blade	\$351.98 H
880012	9333-115-14	C4	11-1/2" x 15"	4 Blade	\$351.98 H

40-140 HP STAINLESS STEEL OUTBOARDS AND STERN DRIVES

Order No.	Mfg. No.	Type	Dia. x Pitch	Description	Price
879051	9431-138-13	NS3	13-3/4" x 13"	3 Blade	\$364.98 H
879042	9432-138-13	NS3	13-3/4" x 13"	3 Blade, Left Ro.	\$364.98 H
879063	9431-135-15	NS3	13-1/2" x 15"	3 Blade	\$364.98 H
879043	9432-135-15	NS3	13-1/2" x 15"	3 Blade, Left Ro.	\$364.98 H
879075	9431-133-17	NS3	13-1/4" x 17"	3 Blade	\$364.98 H
879044	9432-133-17	NS3	13-1/4" x 17"	3 Blade, Left Ro.	\$364.98 H
879087	9431-130-19	NS3	13" x 19"	3 Blade	\$364.98 H
879045	9432-130-19	NS3	13" x 19"	3 Blade, Left Ro.	\$364.98 H
879099	9431-130-21	NS3	13" x 21"	3 Blade	\$364.98 H
880020	9453-135-13	HR4	13-1/2" x 13"	4 Blade	\$382.98 H
880021	9453-133-15	HR4	13-1/4" x 15"	4 Blade	\$382.98 H
880028	9454-133-15	HR4	13-1/4" x 15"	4 Blade, Left Ro	\$382.98 H
880022	9453-130-17	HR4	13" x 17"	4 Blade	\$382.98 H
880029	9454-130-17	HR4	13" x 17"	4 Blade, Left Ro	\$382.98 H
880023	9453-130-19	HR4	13" x 19"	4 Blade	\$382.98 H
880030	9454-130-19	HR4	13" x 19"	4 Blade, Left Ro	\$382.98 H
880024	9453-130-21	HR4	13" x 21"	4 Blade	\$382.98 H
880031	9454-130-21	HR4	13" x 21"	4 Blade, Left Ro	\$382.98 H

135-300 HP STAINLESS STEEL OUTBOARDS AND STERN DRIVES

Order No.	Mfg. No.	Type	Dia. x Pitch	Description	Price
879102	9531-145-15	NS3	14-1/2" x 15"	3 Blade	\$368.98 H
879151	9532-145-15	NS3	14-1/2" x 15"	3 Blade, Left Ro.	\$368.98 H
879175	9571-158-15	L3	15-3/4" x 15"	3 Blade	\$461.98 H
879230	9572-158-15	L3	15-3/4" x 15"	3 Blade, Left Ro.	\$461.98 H
879292	9575-141-17	Pro L3	14-1/8" x 17"	3 Blade	\$660.98 H
879114	9531-143-17	NS3	14-1/4" x 17"	3 Blade	\$368.98 H
879152	9532-143-17	NS3	14-1/4" x 17"	3 Blade, Left Ro.	\$368.98 H
879176	9571-155-17	L3	15-1/2" x 17"	3 Blade	\$461.98 H
879231	9572-155-17	L3	15-1/2" x 17"	3 Blade, Left Ro.	\$461.98 H
879203	9571-160-17	L3 Plus	16" x 17"	3 Blade	\$499.98 H
879239	9572-160-17	L3 Plus	16" x 17"	3 Blade, Left Ro.	\$499.98 H
879296	9575-138-19	Pro L3	13-3/4" x 19"	3 Blade	\$660.98 H
879126	9531-140-19	NS3	14" x 19"	3 Blade	\$368.98 H
879164	9532-140-19	NS3	14" x 19"	3 Blade, Left Ro.	\$368.98 H
879188	9571-153-19	L3	15-1/4" x 19"	3 Blade	\$461.98 H
879232	9572-153-19	L3	15-1/4" x 19"	3 Blade, Left Ro.	\$461.98 H
879300	9575-153-19	Pro L3	15-1/4" x 19"	3 Blade	\$688.98 H
879215	9571-160-19	L3 Plus	16" x 19"	3 Blade	\$499.98 H
879241	9572-160-19	L3 Plus	16" x 19"	3 Blade, Left Ro.	\$499.98 H
879138	9531-140-21	NS3	14" x 21"	3 Blade	\$368.98 H
879190	9571-150-21	L3	15" x 21"	3 Blade	\$461.98 H
879233	9572-150-21	L3	15" x 21"	3 Blade, Left Ro.	\$461.98 H
879304	9575-150-21	Pro L3	15" x 21"	3 Blade	\$688.98 H
879227	9571-158-21	L3 Plus	15-3/4" x 21"	3 Blade	\$499.98 H
879253	9572-158-21	L3 Plus	15-3/4" x 21"	3 Blade, Left Ro.	\$499.98 H
879140	9531-140-23	NS3	14" x 23"	3 Blade	\$368.98 H
879166	9532-140-23	NS3	14" x 23"	3 Blade, Left Ro.	\$368.98 H
879228	9571-148-23	L3	14-3/4" x 23"	3 Blade	\$461.98 H
879234	9572-148-23	L3	14-3/4" x 23"	3 Blade, Left Ro.	\$461.98 H
879308	9575-148-23	Pro L3	14-3/4" x 23"	3 Blade	\$688.98 H
880070	9561-151-23	S3	15-1/8" x 23"	3 Blade	\$498.98 H
879254	9572-156-23	L3 Plus	15-5/8" x 23"	3 Blade, Left Ro.	\$499.98 H
880071	9561-151-24	S3	15-1/8" x 24"	3 Blade	\$498.98 H
879312	9575-145-25	Pro L3	14-1/2" x 25"	3 Blade	\$688.98 H
880072	9561-151-25	S3	15-1/8" x 25"	3 Blade	\$498.98 H
880073	9561-151-26	S3	15-1/8" x 26"	3 Blade	\$498.98 H
880074	9561-151-27	S3	15-1/8" x 27"	3 Blade	\$498.98 H
880075	9561-151-28	S3	15-1/8" x 28"	3 Blade	\$498.98 H

 **SOLAS®**
Where Speed Begins

Must Order Propeller and Hub Kit Separately!



Rubex Stainless Steel Interchangeable Hub Propellers



Pro L3

- Three blade stainless steel propeller.
- High performance precision lab finish propeller.
- SAV (Solus Adjustable Vent) technology for increased hole shot and torque.
- Outstanding high speed performance for offshore and performance boats.
- Interchangeable with Flo-Torc & Vortex System.
- SOLAS High Performance / Rubber Hub.



L3

- All-around performance.
- Large diameter and blade area for big boat loads.
- Great high speed performance without sacrificing mid-range speeds.
- Excellent fuel economy for offshore boats.



L4

- All-around performance.
- Four blade propeller
- Large diameter and blade area for big boat loads.
- Great high speed performance without sacrificing mid-range speeds.
- Excellent fuel economy for offshore boats.

Rubex Aluminum Interchangeable Hub Propellers



Rubex 3

- SOLAS High Performance/ Rubber Hub.
- Three blade aluminum propeller.
- Exclusive Solas squeeze casting process.
- Wide blade design specifically for 4-stroke engines.
- Outstanding acceleration and top speed.



Rubex 4

- Interchangeable with Flo-Torc & Vortex System.
- SOLAS High Performance/ Rubber Hub.
- Exclusive Solas squeeze casting process.
- Wide blade design specifically for 4-stroke engines.
- Increased static thrust for heavy loads & maneuverability.

Fun & Flotation

Anchor & Dock

Safety

Electronics

Trolling Motors

Lighting

Electrical

Topside Acc.

Cockpit & Deck

Instruments

Steering, Controls

Perform.

Fuel System

Engine & Parts

Engine Care

Propellers

Seating & Pedestals

Tops & Covers

Pumps

Cleaning & Care

Paint & Paint Acc.

Hardware, Fasteners

Trailer

Misc.

Comm.

135-300 HP STAINLESS STEEL OUTBOARDS AND STERN DRIVES

Order No.	Mfg. No.	Type	Dia. x Pitch	Description	Price
880050	9553-145-15	HR4	14-1/2" x 15"	4 Blade	\$402.98 H
880060	9554-145-15	HR4	14-1/2" x 15"	4 Blade, Left Ro	\$402.98 H
880051	9553-143-17	HR4	14-1/4" x 17"	4 Blade	\$402.98 H
880061	9554-143-17	HR4	14-1/4" x 17"	4 Blade, Left Ro	\$402.98 H
879340	9577-150-18	Pro L4	15" x 18"	4 Blade	\$748.98 H
879260	9573-153-18	L4	15-1/4" x 18"	4 Blade	\$545.98 H
879270	9574-153-18	L4	15-1/4" x 18"	4 Blade, Left Ro	\$545.98 H
880052	9553-141-19	HR4	14-1/8" x 19"	4 Blade	\$402.98 H
880062	9554-141-19	HR4	14" x 19"	4 Blade, Left Ro	\$402.98 H
879344	9577-150-20	Pro L4	15" x 20"	4 Blade	\$748.98 H
879261	9573-153-20	L4	15-1/4" x 20"	4 Blade	\$545.98 H
879271	9574-153-20	L4	15-1/4" x 20"	4 Blade, Left Ro	\$545.98 H
880053	9553-140-21	HR4	14" x 21"	4 Blade	\$402.98 H
880063	9554-140-21	HR4	14" x 21"	4 Blade, Left Ro	\$402.98 H
879348	9577-150-22	Pro L4	15" x 22"	4 Blade	\$748.98 H
879262	9573-153-22	L4	15-1/4" x 22"	4 Blade	\$545.98 H
879272	9574-153-22	L4	15-1/4" x 22"	4 Blade, Left Ro	\$545.98 H
880054	9553-140-23	HR4	14" x 23"	4 Blade	\$402.98 H
880064	9554-140-23	HR4	14" x 23"	4 Blade, Left Ro	\$402.98 H
879352	9577-150-24	Pro L4	15" x 24"	4 Blade	\$748.98 H
879263	9573-153-24	L4	15-1/4" x 24"	4 Blade	\$545.98 H
879273	9574-153-24	L4	15-1/4" x 24"	4 Blade, Left Ro	\$545.98 H
879356	9577-150-26	Pro L4	15" x 26"	4 Blade	\$748.98 H
879264	9573-153-26	L4	15-1/4" x 26"	4 Blade	\$545.98 H
879274	9574-153-26	L4	15-1/4" x 26"	4 Blade, Left Ro	\$545.98 H
879265	9573-153-28	L4	15-1/4" x 28"	4 Blade	\$545.98 H

30-75 HP ALUMINUM OUTBOARDS AND STERN DRIVES

Order No.	Mfg. No.	Type	Dia. x Pitch	Description	Price
879999	9311-121-09	Rubex 3	12.1" x 9"	3 Blade	\$81.98 H
879998	9311-120-10	Rubex 3	12" x 10"	3 Blade	\$81.98 H
879996	9311-116-11	Rubex 3	11.6" x 11"	3 Blade	\$81.98 H
880002	9311-114-12	Rubex 3	11.4" x 12"	3 Blade	\$81.98 H
880001	9311-111-13	Rubex 3	11.1" x 13"	3 Blade	\$81.98 H
880000	9311-111-14	Rubex 3	11.1" x 14"	3 Blade	\$81.98 H
879994	9311-110-15	Rubex 3	11" x 15"	3 Blade	\$81.98 H

40-140 HP ALUMINUM OUTBOARDS AND STERN DRIVES

Order No.	Mfg. No.	Type	Dia. x Pitch	Description	Price
878805	9411-140-09	Rubex 3	14" x 9"	3 Blade	\$101.98 H
878806	9411-140-11	Rubex 3	14" x 11"	3 Blade	\$101.98 H
878807	9411-138-13	Rubex 3	13.75" x 13"	3 Blade	\$101.98 H
878819	9411-135-15	Rubex 3	13.5" x 15"	3 Blade	\$101.98 H
878821	9411-133-17	Rubex 3	13.25" x 17"	3 Blade	\$101.98 H
878833	9411-132-19	Rubex 3	13.2" x 19"	3 Blade	\$101.98 H
878834	9411-132-21	Rubex 3	13.2" x 21"	3 Blade	\$101.98 H
878836	9413-133-13	Rubex 4	13.25" x 13"	4 Blade	\$114.98 H
878837	9413-130-15	Rubex 4	13" x 15"	4 Blade	\$114.98 H
878838	9413-128-17	Rubex 4	12.75" x 17"	4 Blade	\$114.98 H
878839	9413-125-19	Rubex 4	12.5" x 19"	4 Blade	\$114.98 H

135-300 HP ALUMINUM OUTBOARDS AND STERN DRIVES

Order No.	Mfg. No.	Type	Dia. x Pitch	Description	Price
878805	9411-140-09	Rubex 3	14" x 9"	3 Blade	\$101.98 H
878842	9511-155-11	Rubex 3	15.5" x 11"	3 Blade	\$109.98 H
878843	9511-153-13	Rubex 3	15.3" x 13"	3 Blade	\$109.98 H
878844	9511-160-13	Rubex 3	16" x 13"	3 Blade	\$122.98 H
878845	9511-150-15	Rubex 3	15" x 15"	3 Blade	\$109.98 H
878873	9512-150-15	Rubex 3	15" x 15"	3 Blade, Left Ro.	\$109.98 H
878857	9511-148-17	Rubex 3	14.8" x 17"	3 Blade	\$109.98 H
878874	9512-148-17	Rubex 3	14.8" x 17"	3 Blade, Left Ro.	\$109.98 H
878869	9511-145-19	Rubex 3	14.5" x 19"	3 Blade	\$109.98 H
878875	9512-145-19	Rubex 3	14.5" x 19"	3 Blade, Left Ro.	\$109.98 H
878871	9511-143-21	Rubex 3	14.3" x 21"	3 Blade	\$109.98 H
878876	9512-143-21	Rubex 3	14.3" x 21"	3 Blade, Left Ro.	\$109.98 H
878883	9513-148-15	Rubex 4	14.75" x 15"	4 Blade	\$125.98 H
878895	9513-145-17	Rubex 4	14.5" x 17"	4 Blade	\$125.98 H
878908	9513-143-19	Rubex 4	14.25" x 19"	4 Blade	\$125.98 H
878910	9513-140-21	Rubex 4	14" x 21"	4 Blade	\$125.98 H

Rubex Display Racks



Must Order Propeller and Hub Kit Separately!

RUBEX INTERCHANGEABLE HUB DISPLAY - STAINLESS STEEL

Kit Contains:		Dia. x Pitch	Qty
879063	(9431-135-15) Stainless Steel Rubex NS3	13-1/2" x 15"	3
879075	(9431-133-17) Stainless Steel Rubex NS3	13-1/4" x 17"	3
879087	(9431-130-19) Stainless Steel Rubex NS3	13" x 19"	3
879114	(9531-143-17) Stainless Steel Rubex NS3	14-1/4" x 17"	3
879126	(9531-140-19) Stainless Steel Rubex NS3	14" x 19"	3
879138	(9531-140-21) Stainless Steel Rubex NS3	14" x 21"	3
879861	(RBX-100) Hub Kit - J/E V6 Gearcase 91 to pre		1
879874	(RBX-101) Hub Kit - J/E V6 Gearcase 1976 to 90		1
879885	(RBX-102) Hub Kit - M/M/Mer/For/Hon 70-250 HP		1
879897	(RBX-103) Hub Kit - Yamaha V6		1
879900	(RBX-104) Hub Kit - Suzuki 150-225 HP		1
879912	(RBX-105) Hub Kit - Volvo SX DRIVE		1
879924	(RBX-106) Hub Kit - J/E V4 Gearcase		1
879936	(RBX-107) Hub Kit - Honda 75-130 HP		1
879948	(RBX-108) Hub Kit - Yamaha 60-90 HP		1
879950	(RBX-110) Hub Kit - Suzuki 60-140 HP		1
879962	(RBX-124) Hub Kit - Yamaha/Mercury/Honda EFI		1
879974	(RBX-125) Hub Kit - Suzuki 4 Stroke 90-115 HP		1
879986	(RBX-126) Hub Kit - Suzuki 4 Stroke 140 HP and up		1
878798	Rubex Display Rack		1

Order No.	Mfg. No.	Description	Price
878800	STNLS STL	Display	\$7,540.98 H
878798	RBX DISPLAY	Display Rack Only	\$388.98 H

RUBEX INTERCHANGEABLE HUB DISPLAY - ALUMINUM & STAINLESS STEEL

Kit Contains:		Dia. x Pitch	Qty
878819	(9411-135-15) Aluminum Rubex 3	13.5" x 15"	2
878821	(9411-133-17) Aluminum Rubex 3	13.3" x 17"	2
878833	(9411-130-19) Aluminum Rubex 3	13" x 19"	2
878857	(9511-148-17) Aluminum Rubex 3	14.8" x 17"	2
878869	(9511-145-19) Aluminum Rubex 3	14.5" x 19"	2
878871	(9511-143-21) Aluminum Rubex 3	14.3" x 21"	2
879063	(9431-135-15) Stainless Steel Rubex NS3	13-1/2" x 15"	1
879075	(9431-133-17) Stainless Steel Rubex NS3	13-1/4" x 17"	1
879087	(9431-130-19) Stainless Steel Rubex NS3	13" x 19"	1
879114	(9531-143-17) Stainless Steel Rubex NS3	14-1/4" x 17"	1
879126	(9531-140-19) Stainless Steel Rubex NS3	14" x 19"	1
879138	(9531-140-21) Stainless Steel Rubex NS3	14" x 21"	1
879861	(RBX-100) Hub Kit - J/E V6 Gearcase 91 to pre		1
879874	(RBX-101) Hub Kit - J/E V6 Gearcase 1976 to 90		1
879885	(RBX-102) Hub Kit - M/M/Mer/For/Hon 70-250 HP		1
879897	(RBX-103) Hub Kit - Yamaha V6		1
879900	(RBX-104) Hub Kit - Suzuki 150-225 HP		1
879912	(RBX-105) Hub Kit - Volvo SX DRIVE		1
879924	(RBX-106) Hub Kit - J/E V4 Gearcase		1
879936	(RBX-107) Hub Kit - Honda 75-130 HP		1
879948	(RBX-108) Hub Kit - Yamaha 60-90 HP		1
879950	(RBX-110) Hub Kit - Suzuki 60-140 HP		1
879962	(RBX-124) Hub Kit - Yamaha/Mercury/Honda EFI		1
879974	(RBX-125) Hub Kit - Suzuki 4 Stroke 90-115 HP		1
879986	(RBX-126) Hub Kit - Suzuki 4 Stroke 140 HP and up		1
878798	Rubex Display Rack		1

Order No.	Mfg. No.	Description	Price
878799	SS/ALUM	Display	\$4,405.98 H
878798	RBX DISPLAY	Display Rack Only	\$388.98 H



RUBEX INTERCHANGEABLE HUB DISPLAY - ALUMINUM

Kit Contains:		Dia. x Pitch	Qty
878819	(9411-135-15) Aluminum Rubex 3	13.5" x 15"	3
878821	(9411-133-17) Aluminum Rubex 3	13.3" x 17"	3
878833	(9411-130-19) Aluminum Rubex 3	13" x 19"	3
878857	(9511-148-17) Aluminum Rubex 3	14.8" x 17"	3
878869	(9511-145-19) Aluminum Rubex 3	14.5" x 19"	3
878871	(9511-143-21) Aluminum Rubex 3	14.3" x 21"	3
879861	(RBX-100) Hub Kit - J/E V6 Gearcase 91 to pre		1
879874	(RBX-101) Hub Kit - J/E V6 Gearcase 1976 to 90		1
879885	(RBX-102) Hub Kit - M/M/Mer/For/Hon 70-250 HP		1
879897	(RBX-103) Hub Kit - Yamaha V6		1
879900	(RBX-104) Hub Kit - Suzuki 150-225 HP		1
879912	(RBX-105) Hub Kit - Volvo SX DRIVE		1
879924	(RBX-106) Hub Kit - J/E V4 Gearcase		1
879936	(RBX-107) Hub Kit - Honda 75-130 HP		1
879948	(RBX-108) Hub Kit - Yamaha 60-90 HP		1
879950	(RBX-110) Hub Kit - Suzuki 60-140 HP		1
879962	(RBX-124) Hub Kit - Yamaha/Mercury/Honda EFI		1
879974	(RBX-125) Hub Kit - Suzuki 4 Stroke 90-115 HP		1
879986	(RBX-126) Hub Kit - Suzuki 4 Stroke 140 HP and up		1
878798	Rubex Display Rack		1

Order No.	Mfg. No.	Description	Price
878801	ALUMINUM	Display	\$2,837.98 H
878798	RBX DISPLAY	Display Rack Only	\$388.98 H

- Fun & Flotation
- Anchor & Dock
- Safety
- Electronics
- Trolling Motors
- Lighting
- Electrical
- Topside Acc.
- Cockpit & Deck
- Instruments
- Steering, Controls
- Perform.
- Fuel System
- Engine & Parts
- Engine Care
- Propellers
- Seating & Pedestals
- Tops & Covers
- Pumps
- Cleaning & Care
- Paint & Paint Acc.
- Hardware, Fasteners
- Trailering
- Misc.
- Comm.



Rubex Hub Kits

- Interchanges with Mercury Flo-Torque and Michigan Vortex Systems.
- Rubber construction.
- All necessary hardware included.



Must Order Propeller and Hub Kit Separately!

HONDA:

Order No.	Mfg. No.	Description	Price
879953	RBX-113	• BF35/45 1991-1994, BF40/50/50A 1995 and Newer, 13 Spline Shaft	\$39.98 H
879936	RBX-107	• 75-90 HP, 1999-Present; 115-130 HP, 1998-Present, 15 Spline Propshaft • 115-130 HP, 1998-Present, 15 Spline Propshaft • BF135 HP, 150, 200 and 225 HP, 2003-Present, 15 Spline Propshaft	\$42.98 H

BRP, JOHNSON, EVINRUDE, OMC STERN DRIVE:

Order No.	Mfg. No.	Description	Price
879924	RBX-106	• 45-75 HP, Large Gearcase - 4-1/4", 1968-Present, 13 Spline Propshaft • 85-140 HP, 1969-Present, 13 Spline Propshaft • Model 400 Cobra, 1978-1991, 13 Spline Propshaft	\$42.98 H
879951	RBX-111	• 40-75 HP, Small Gearcase - 3-3/8", 1975 & Newer, 13 Spline Propshaft	\$39.98 H
879861	RBX-100	• 90-140 HP, Large Gearcase, 1991-Present, 15 Spline Propshaft • 150-300 HP, 1991-Present, 15 Spline Propshaft Model 800/Cobra/King Cobra, 1991-1994, 15 Spline Propshaft	\$42.98 H
879874	RBX-101	• 90-140 HP, Large Gearcase, 1976-1990, 15 Spline Propshaft • 150-300 HP, 1976-1990, 15 Spline Propshaft • Model 800/Cobra/King Cobra, 1978-1990, 15 Spline Propshaft	\$42.98 H

NISSAN, TOHATSU:

Order No.	Mfg. No.	Description	Price
879956	RBX-116	• 5 HP (35B Only) thru 1984, 40 HP, 1984 and Newer, 13 Spline Propshaft • 50 HP (Not 50C) 1992 and Newer, 13 Spline Propshaft	\$39.98 H
879952	RBX-112	• 50 HP (50C Only), 1987-1991, 55 HP, 1981-1988, 13 Spline Propshaft • 60A 1986 and Newer, 70A/70B 1981 and Newer, 13 Spline Propshaft	\$39.98 H
879949	RBX-109	• 90-140 HP, 1987-Present, 15 Spline Propshaft	\$42.98 H

SUZUKI:

Order No.	Mfg. No.	Description	Price
879955	RBX-115	• DT50, 50M 1983-1984, DT55 1985-1997, DT60 1983-1984, DT65 1985-1997, 13 Spline Propshaft	\$39.98 H
879990	RBX-150	• DF70A, DF80A, DF90A (4 Stroke) 2009-, 15 Spline Propshaft	\$42.98 H
879900	RBX-104	• DT150-225 HP, 1986-Present, 2 Stroke DF150-300 HP, 15 Spline Propshaft	\$42.98 H
879950	RBX-110	• 60 and 70 HP (4 Stroke), 1998-Present, 13 Spline Propshaft • Suzuki: 75-140 HP, DF60 and DF70, 1979-Present, 13 Spline Propshaft	\$42.98 H
879974	RBX-125	• 90 and 115 HP (4 Stroke), 2003-Present, 15 Spline Propshaft	\$42.98 H
879986	RBX-126	• 140 HP (4 Stroke), 2003-Present, 15 Spline Propshaft • Suzuki: DF140 (4 Stroke), 2001-Present, 15 Spline Propshaft	\$42.98 H

MERCURY, MARINER MERCUISER:

Order No.	Mfg. No.	Description	Price
879961	RBX-123	• 1-1/4" 19 Spline Propshaft	\$108.98 H
879954	RBX-114	• 30 HP, 1994 and Newer, 35 H.P. 1984-1989, Model 402-500 1974-1984, 13 Spline Propshaft • Model 650 1972-1976, Model 700 1977-1984, 13 Spline Propshaft • 40/50 HP (2 and 4 Stroke, not Bigfoot), 1977 and Newer, 13 Spline Propshaft • 48 HP Mariner, All Years, 13 Spline Propshaft • 55 HP Seapro and Marathon, 1995 and Newer, 13 Spline Propshaft • 60 HP (Not Bigfoot or Seapro), 1978 and Newer, 13 Spline Propshaft • 60 HP Mariner 1976, 70 H.P. thru 1983, 13 Spline Propshaft • Force: 40/50 HP 1995-1998, 70 HP 1991-1995, 75 HP 1996-1998, 13 Spline Propshaft	\$39.98 H
879885	RBX-102	• 60 HP Bigfoot, 15 Spline Propshaft • 70-140 HP (except 135 H.P.), 1961-Present, XR-4, XR-6, 15 Spline Propshaft • 135 HP, 1987-Present, 15 Spline Propshaft • 150-300 HP, 1978-Present, 15 Spline Propshaft • Mercruiser Alpha 1 and Bravo 1 (Less than 400 HP), 15 Spline Propshaft • Yamaha: 80-140 HP, 1978-1983, 15 Spline Propshaft, 150-175 HP, 1978-1983, 15 Spline Propshaft • Honda: 75-90 HP, 1995-1998, 15 Spline Propshaft • Force: 75-150 HP, 1995-Present, 15 Spline Propshaft	\$47.98 H
879962	RBX-124	• 225 EFI (4 Stroke, Manufactured by Yamaha) 15 Tooth Spline	\$42.98 H

YAMAHA:

Order No.	Mfg. No.	Description	Price
879957	RBX-117	• F30 (4 Stroke) 2001-2005, 40 HP and 50 HP (Not T50) 1984 and Newer, 13 Spline Propshaft • 48 H.P. 1995 and Newer, 55 HP 1976-1995, 13 Spline Propshaft • F40 (4 Stroke) 1999 and Newer, F50 (4 Stroke) 1995 and Newer, 13 Spline Propshaft • 60 HP 1976-1991, F60 (4 Stroke) 1999 and Newer, 13 Spline Propshaft	\$39.98 H
879947	RBX-108	• T50, 1996-Present, T60, 2003-Present, 60 HP (not F60) 1992-2005, 70-100 HP, 1984-Present, 15 Spline Propshaft, 4-1/4" Gearcase	\$42.98 H
879948	RBX-208	• T50, 1996-Present, 15 Spline Propshaft • 60-100 HP, Including 4 Stroke, 1984-Present, 15 Spline Propshaft	\$42.98 H
879897	RBX-203	• 115 HP, FS115 (4 Stroke) and 130 HP, 1984-Present, 15 Spline Propshaft • 150-300 HP, 1984-Present, 15 Spline Propshaft • 225 EFI (4 Stroke) • Sterndrives, 1989-1993, 15 Spline Propshaft	\$42.98 H
879896	RBX-203B	• 115 HP and 130 HP, 1984-Present, F115 (4 Stroke) 2000-Present, 15 Spline Propshaft • 4-1/4" Gearcase. Improved Shift Dampening and Vibration Reduction.	\$61.98 H
879898	RBX-103	• 115 HP and 130 HP, 1984-Present, F115 (4 Stroke) 2000-Present, 15 Spline Propshaft • 4-1/4" Gearcase.	\$42.98 H
879987	RBX-127	• F350 (350 HP) 4 Stroke V8 Engine	\$111.98 H

OMC SX COBRA, VOLVO PENTA SX DRIVES:

Order No.	Mfg. No.	Description	Price
879912	RBX-105	• Cobra SX, 1994-Present, 19 Spline Propshaft • SX Sterndrives, 1994-Present, 19 Spline Propshaft	\$42.98 H

Fun & Flotation

Anchor & Dock

Safety

Electronics

Trolling Motors

Lighting

Electrical

Topside Acc.

Cockpit & Deck

Instruments

Steering, Controls

Perform.

Fuel System

Engine & Parts

Engine Care

Propellers

Seating & Pedestals

Tops & Covers

Pumps

Cleaning & Care

Paint & Paint Acc.

Hardware, Fasteners

Trailer

Misc.

Comm.

BRP, Johnson, Evinrude, OMC Stern Drive Rubex Pre-Configured Kits (Hub Included)

- 45-75 HP, Large Gearcase - 4-1/4", 1968-Present, 13 Spline Propshaft.
- 85-140 HP, 1969-Present, 13 Spline Propshaft.
- Model 400 Cobra, 1978-1991, 13 Spline Propshaft.

STAINLESS STEEL

Order No.	Mfg. No.	Type	Dia. x Pitch	Price
881626	9431-13/106	NS3	13-3/4" x 13"	\$406.98 H
881638	9431-15/106	NS3	13-1/2" x 15"	\$406.98 H
881640	9431-17/106	NS3	13-1/4" x 17"	\$406.98 H
881652	9431-19/106	NS3	13" x 19"	\$406.98 H
881664	9431-21/106	NS3	13" x 21"	\$406.98 H

ALUMINUM

Order No.	Mfg. No.	Type	Dia. x Pitch	Price
881587	9411-13/106	3	13.75" x 13"	\$143.98 H
881599	9411-15/106	3	13.5" x 15"	\$143.98 H
881602	9411-17/106	3	13.25" x 17"	\$143.98 H
881614	9411-19/106	3	13.2" x 19"	\$143.98 H

- 90-140 HP, Large Gearcase, 1991-Present, 15 Spline Propshaft.
- 150-300 HP, 1991-Present, 15 Spline Propshaft.
- Model 800/Cobra/King Cobra, 1991-1994, 15 Spline Propshaft.

STAINLESS STEEL

Order No.	Mfg. No.	Type	Dia. x Pitch	Price
880511	9531-15/100	NS3	14-1/2" x 15"	\$410.98 H
880523	9531-17/100	NS3	14-1/4" x 17"	\$410.98 H
880561	9532-17/100	NS3	14-1/4" x 17"	\$410.98 H
880585	9571-17/100	L3	15-1/2" x 17"	\$503.98 H
880535	9531-19/100	NS3	14" x 19"	\$410.98 H
880573	9532-19/100	NS3	14" x 19"	\$410.98 H
880597	9571-19/100	L3	15-1/4" x 19"	\$503.98 H
880547	9531-21/100	NS3	14" x 21"	\$410.98 H
880600	9571-21/100	L3	15" x 21"	\$503.98 H
880559	9531-23/100	NS3	14" x 23"	\$410.98 H

ALUMINUM

Order No.	Mfg. No.	Type	Dia. x Pitch	Price
880434	9511-15/100	3	15" x 15"	\$151.98 H
880446	9511-17/100	3	14.8" x 17"	\$151.98 H
880458	9511-19/100	3	14.5" x 19"	\$151.98 H
880460	9511-21/100	3	14.3" x 21"	\$151.98 H
880472	9513-15/100	4	14.75" x 15"	\$168.98 H
880484	9513-17/100	4	14.5" x 17"	\$168.98 H
880496	9513-19/100	4	14.25" x 19"	\$168.98 H
880509	9513-21/100	4	14" x 21"	\$168.98 H

- 60 and 70 HP (4 Stroke), 1998-Present, 13 Spline Propshaft.
- Suzuki: 75-140 HP, DF60 and DF70, 1979-Present, 13 Spline Propshaft.

STAINLESS STEEL

Order No.	Mfg. No.	Type	Dia. x Pitch	Price
882084	9431-13/110	NS3	13-3/4" x 13"	\$406.98 H
882096	9431-15/110	NS3	13-1/2" x 15"	\$406.98 H
882109	9431-17/110	NS3	13-1/4" x 17"	\$406.98 H
882111	9431-19/110	NS3	13" x 19"	\$406.98 H
882123	9431-21/110	NS3	13" x 21"	\$406.98 H

ALUMINUM

Order No.	Mfg. No.	Type	Dia. x Pitch	Price
882046	9411-13/110	3	13.75" x 13"	\$143.98 H
882058	9411-15/110	3	13.5" x 15"	\$143.98 H
882060	9411-17/110	3	13.25" x 17"	\$143.98 H
882072	9411-19/110	3	13.2" x 19"	\$143.98 H

- 90-140 HP, Large Gearcase, 1976-1990, 15 Spline Propshaft.
- 150-300 HP, 1976-1990, 15 Spline Propshaft.
- Model 800/Cobra/King Cobra, 1978-1990, 15 Spline Propshaft.

STAINLESS STEEL

Order No.	Mfg. No.	Type	Dia. x Pitch	Price
880698	9531-15/101	NS3	14-1/2" x 15"	\$410.98 H
880701	9531-17/101	NS3	14-1/4" x 17"	\$410.98 H
880749	9532-17/101	NS3	14-1/4" x 17"	\$410.98 H
880763	9571-17/101	L3	15-1/2" x 17"	\$503.98 H
880713	9531-19/101	NS3	14" x 19"	\$410.98 H
880751	9532-19/101	NS3	14" x 19"	\$410.98 H
880775	9571-19/101	L3	15-1/4" x 19"	\$503.98 H
880725	9531-21/101	NS3	14" x 21"	\$410.98 H
880787	9571-21/101	L3	15" x 21"	\$503.98 H
880737	9531-23/101	NS3	14" x 23"	\$410.98 H

ALUMINUM

Order No.	Mfg. No.	Type	Dia. x Pitch	Price
880612	9511-15/101	3	15" x 15"	\$151.98 H
880624	9511-17/101	3	14.8" x 17"	\$151.98 H
880636	9511-19/101	3	14.5" x 19"	\$151.98 H
880648	9511-21/101	3	14.3" x 21"	\$151.98 H
880650	9513-15/101	4	14.75" x 15"	\$168.98 H
880662	9513-17/101	4	14.5" x 17"	\$168.98 H
880674	9513-19/101	4	14.25" x 19"	\$168.98 H

Mercury, Mariner, Mercruiser Rubex Pre-Configured Kits (Hub Included)

- 60 HP Bigfoot, 15 Spline Propshaft.
- 70-140 HP (Except 135 HP), 1961-Present, XR-4, XR-6, 15 Spline Propshaft.
- 135 HP, 1987-Present, 15 Spline Propshaft.
- 150-300 HP, 1978-Present, 15 Spline Propshaft.
- Mercruiser Alpha 1 and Bravo 1 (Less than 400 HP), 15 Spline Propshaft.

STAINLESS STEEL

Order No.	Mfg. No.	Type	Dia. x Pitch	Price
880915	9431-13/102	NS3	13-3/4" x 13"	\$412.98 H
880927	9431-15/102	NS3	13-1/2" x 15"	\$412.98 H
880965	9531-15/102	NS3	14-1/2" x 15"	\$415.98 H
880939	9431-17/102	NS3	13-1/4" x 17"	\$412.98 H
880977	9531-17/102	NS3	14-1/4" x 17"	\$415.98 H
881018	9532-17/102	NS3	14-1/4" x 17"	\$415.98 H
881032	9571-17/102	L3	15-1/2" x 17"	\$508.98 H
880941	9431-19/102	NS3	13" x 19"	\$412.98 H
880989	9531-19/102	NS3	14" x 19"	\$415.98 H
881020	9532-19/102	NS3	14" x 19"	\$415.98 H
881044	9571-19/102	L3	15-1/4" x 19"	\$508.98 H
880953	9431-21/102	NS3	13" x 21"	\$412.98 H
880991	9531-21/102	NS3	14" x 21"	\$415.98 H
881056	9571-21/102	L3	15" x 21"	\$508.98 H
881006	9531-23/102	NS3	14" x 23"	\$415.98 H

- Yamaha: 80-140 HP, 1978-1983, 15 Spline Propshaft.
- Yamaha: 150-175 HP, 1978-1983, 15 Spline Propshaft.
- Honda: 75-90 HP, 1995-1998, 15 Spline Propshaft.
- Force: 75-150 HP, 1995-Present, 15 Spline Propshaft.

ALUMINUM

Order No.	Mfg. No.	Type	Dia. x Pitch	Price
880799	9411-13/102	3	13.75" x 13"	\$148.98 H
880802	9411-15/102	3	13.5" x 15"	\$148.98 H
880838	9511-15/102	3	15" x 15"	\$156.98 H
880814	9411-17/102	3	13.25" x 17"	\$148.98 H
880840	9511-17/102	3	14.8" x 17"	\$156.98 H
880826	9411-19/102	3	13.2" x 19"	\$148.98 H
880852	9511-19/102	3	14.5" x 19"	\$156.98 H
880864	9511-21/102	3	14.3" x 21"	\$156.98 H
880876	9513-15/102	4	14.75" x 15"	\$173.98 H
880888	9513-17/102	4	14.5" x 17"	\$173.98 H
880890	9513-19/102	4	14.25" x 19"	\$173.98 H

See Pages 1031-1032 for Propeller Features.

Fun & Flotation

Anchor & Dock

Safety

Electronics

Trolling Motors

Lighting

Electrical

Topside Acc.

Cockpit & Deck

Instruments

Steering, Controls

Perform.

Fuel System

Engine & Parts

Engine Care

Propellers

Seating & Pedestals

Tops & Covers

Pumps

Cleaning & Care

Paint & Paint Acc.

Hardware, Fasteners

Trailerling

Misc.

Comm.

Yamaha Rubex Pre-Configured Kits (Hub Included)

- T50, 1996-Present, 15 Spline Propshaft.
- 60-100 HP (Including 4 Stroke) 1984-Present, 15 Spline Propshaft.

STAINLESS STEEL

Order No.	Mfg. No.	Type	Dia. x Pitch	Price
881993	9431-13/108	NS3	13-3/4" x 13"	\$406.98 H
882008	9431-15/108	NS3	13-1/2" x 15"	\$406.98 H
882010	9431-17/108	NS3	13-1/4" x 17"	\$406.98 H
882022	9431-19/108	NS3	13" x 19"	\$406.98 H
882034	9431-21/108	NS3	13" x 21"	\$406.98 H

ALUMINUM

Order No.	Mfg. No.	Type	Dia. x Pitch	Price
881955	9411-13/108	3	13.75" x 13"	\$143.98 H
881967	9411-15/108	3	13.5" x 15"	\$143.98 H
881979	9411-17/108	3	13.25" x 17"	\$143.98 H
881981	9411-19/108	3	13.2" x 19"	\$143.98 H

- 115 HP, FS115 (4 Stroke) and 130 HP, 1984-Present, 15 Spline Propshaft.
- 150-300 HP, 1984-Present, 15 Spline Propshaft.
- 225 EFI (4 Stroke). Sterndrives, 1989-1993, 15 Spline Propshaft.

STAINLESS STEEL

Order No.	Mfg. No.	Type	Dia. x Pitch	Price
881145	9531-15/103	NS3	14-1/2" x 15"	\$410.98 H
881157	9531-17/103	NS3	14-1/4" x 17"	\$410.98 H
881195	9532-17/103	NS3	14-1/4" x 17"	\$410.98 H
881210	9571-17/103	L3	15-1/2" x 17"	\$503.98 H
881169	9531-19/103	NS3	14" x 19"	\$410.98 H
881208	9532-19/103	NS3	14" x 19"	\$410.98 H
881222	9571-19/103	L3	15-1/4" x 19"	\$503.98 H
881171	9531-21/103	NS3	14" x 21"	\$410.98 H
881234	9571-21/103	L3	15" x 21"	\$503.98 H
881183	9531-23/103	NS3	14" x 23"	\$410.98 H

ALUMINUM

Order No.	Mfg. No.	Type	Dia. x Pitch	Price
881068	9511-15/103	3	15" x 15"	\$151.98 H
881070	9511-17/103	3	14.8" x 17"	\$151.98 H
881082	9511-19/103	3	14.5" x 19"	\$151.98 H
881094	9511-21/103	3	14.3" x 21"	\$151.98 H
881107	9513-15/103	4	14.75" x 15"	4 Blade \$168.98 H
881119	9513-17/103	4	14.5" x 17"	4 Blade \$168.98 H
881121	9513-19/103	4	14.25" x 19"	4 Blade \$168.98 H
881133	9513-21/103	4	14" x 21"	4 Blade \$168.98 H

OMC SX Cobra, Volvo Penta SX Drives Rubex Pre-Configured Kits (Hub Included)

- Cobra SX, 1994-Present, 19 Spline Propshaft.
- SX Sterndrives, 1994-Present, 19 Spline Propshaft.

STAINLESS STEEL

Order No.	Mfg. No.	Type	Dia. x Pitch	Price
881537	9532-17/105	NS3	14-1/4" x 17"	Left Ro. \$410.98 H
881551	9571-17/105	L3	15-1/2" x 17"	\$503.98 H
881513	9531-19/105	NS3	14" x 19"	\$410.98 H
881549	9532-19/105	NS3	14" x 19"	Left Ro. \$410.98 H
881563	9571-19/105	L3	15-1/4" x 19"	\$503.98 H
881525	9531-21/105	NS3	14" x 21"	\$410.98 H
881575	9571-21/105	L3	15" x 21"	\$503.98 H

ALUMINUM

Order No.	Mfg. No.	Type	Dia. x Pitch	Price
881424	9511-15/105	3	15" x 15"	\$151.98 H
881436	9511-17/105	3	14.8" x 17"	\$151.98 H
881448	9511-19/105	3	14.5" x 19"	\$151.98 H
881450	9511-21/105	3	14.3" x 21"	\$151.98 H
881462	9513-15/105	4	14.75" x 15"	4 Blade \$168.98 H
881474	9513-17/105	4	14.5" x 17"	4 Blade \$168.98 H
881486	9513-19/105	4	14.25" x 19"	4 Blade \$168.98 H
881498	9513-21/105	4	14" x 21"	4 Blade \$168.98 H

Honda Rubex Pre-Configured Kits (Hub Included)

- 75-90 HP, 1999-Present; 115-130 HP, 1998-Present, 15 Spline Propshaft.
- 115-130 HP, 1998-Present, 15 Spline Propshaft.
- BF135 HP, 150, 200 and 225 HP, 2003-Present, 15 Spline Propshaft.

STAINLESS STEEL

Order No.	Mfg. No.	Type	Dia. x Pitch	Price
881791	9431-13/107	NS3	13-3/4" x 13"	\$406.98 H
881804	9431-15/107	NS3	13-1/2" x 15"	\$406.98 H
881854	9531-15/107	NS3	14-1/2" x 15"	\$410.98 H
881816	9431-17/107	NS3	13-1/4" x 17"	\$406.98 H
881866	9531-17/107	NS3	14-1/4" x 17"	\$410.98 H
881905	9532-17/107	NS3	14-1/4" x 17"	Left Ro. \$410.98 H
881929	9571-17/107	L3	15-1/2" x 17"	\$503.98 H
881830	9431-19/107	NS3	13" x 19"	\$406.98 H
881878	9531-19/107	NS3	14" x 19"	\$410.98 H
881917	9532-19/107	NS3	14" x 19"	Left Ro. \$410.98 H
881931	9571-19/107	L3	15-1/4" x 19"	\$503.98 H
881842	9431-21/107	NS3	13" x 21"	\$406.98 H
881880	9531-21/107	NS3	14" x 21"	\$410.98 H
881943	9571-21/107	L3	15" x 21"	\$503.98 H
881892	9531-23/107	NS3	14" x 23"	\$410.98 H

ALUMINUM

Order No.	Mfg. No.	Type	Dia. x Pitch	Price
881676	9411-13/107	3	13.75" x 13"	\$143.98 H
881688	9411-15/107	3	13.5" x 15"	\$143.98 H
881715	9511-15/107	3	15" x 15"	\$151.98 H
881690	9411-17/107	3	13.25" x 17"	\$143.98 H
881727	9511-17/107	3	14.8" x 17"	\$151.98 H
881703	9411-19/107	3	13.2" x 19"	\$143.98 H
881739	9511-19/107	3	14.5" x 19"	\$151.98 H
881741	9511-21/107	3	14.3" x 21"	\$151.98 H
881753	9513-15/107	4	14.75" x 15"	4 Blade \$168.98 H
881765	9513-17/107	4	14.5" x 17"	4 Blade \$168.98 H
881777	9513-19/107	4	14.25" x 19"	4 Blade \$168.98 H
881789	9513-21/107	4	14" x 21"	4 Blade \$168.98 H

Suzuki Rubex Pre-Configured Kits (Hub Included)

- DT150-225 HP, 1986-Present, 2 Stroke DF150-300 HP, 15 Spline Propshaft.

STAINLESS STEEL

Order No.	Mfg. No.	Type	Dia. x Pitch	Price
881323	9531-15/104	NS3	14-1/2" x 15"	\$410.98 H
881335	9531-17/104	NS3	14-1/4" x 17"	\$410.98 H
881373	9532-17/104	NS3	14-1/4" x 17"	Left Ro. \$410.98 H
881397	9571-17/104	L3	15-1/2" x 17"	\$503.98 H
881347	9531-19/104	NS3	14" x 19"	\$410.98 H
881385	9532-19/104	NS3	14" x 19"	Left Ro. \$410.98 H
881400	9571-19/104	L3	15-1/4" x 19"	\$503.98 H
881359	9531-21/104	NS3	14" x 21"	\$410.98 H
881412	9571-21/104	L3	15" x 21"	\$503.98 H
881361	9531-23/104	NS3	14" x 23"	\$410.98 H

ALUMINUM

Order No.	Mfg. No.	Type	Dia. x Pitch	Price
881246	9511-15/104	3	15" x 15"	\$151.98 H
881258	9511-17/104	3	14.8" x 17"	\$151.98 H
881260	9511-19/104	3	14.5" x 19"	\$151.98 H
881272	9511-21/104	3	14.3" x 21"	\$151.98 H
881284	9513-15/104	4	14.75" x 15"	4 Blade \$168.98 H
881296	9513-17/104	4	14.5" x 17"	4 Blade \$168.98 H
881309	9513-19/104	4	14.25" x 19"	4 Blade \$168.98 H
881311	9513-21/104	4	14" x 21"	4 Blade \$168.98 H

See Pages 1031-1032 for Propeller Features.

Fun & Flotation

Anchor & Dock

Safety

Electronics

Trolling Motors

Lighting

Electrical

Topside Acc.

Cockpit & Deck

Instruments

Steering, Controls

Perform.

Fuel System

Engine & Parts

Engine Care

Propellers

Seating & Pedestals

Tops & Covers

Pumps

Cleaning & Care

Paint & Paint Acc.

Hardware, Fasteners

Trailer

Misc.

Comm.

Recognized as the
Industry Leader in
Customer Satisfaction



Michigan Wheel has developed a top-shelf reputation, with a long history of service to the marine industry.

As voted on in an independent survey conducted January 2015.

Excellence in Propulsion.

FOR ENGINE APPLICATIONS AND PROPELLER SIZING:



NEW DESIGN

VISIT US ONLINE
www.miwheel.com


- OR -



MOBILE FRIENDLY WEBSITE

CALL CUSTOMER SERVICE
 1-800-369-4335
 M-F: 8:00AM - 5:00PM

A COMPLETE LINE OF MICHIGAN MATCH PROPELLERS PROVIDES OEM-EQUIVALENT BLADE GEOMETRY FOR ALL ENGINE MANUFACTURERS AND APPLICATIONS!



- Fun & Flotation
- Anchor & Dock
- Safety
- Electronics
- Trolling Motors
- Lighting
- Electrical
- Topside Acc.
- Cockpit & Deck
- Instruments
- Steering, Controls
- Perform.
- Fuel System
- Engine & Parts
- Engine Care
- **Propellers**
- Seating & Pedestals
- Tops & Covers
- Pumps
- Cleaning & Care
- Paint & Paint Acc.
- Hardware, Fasteners
- Trailering
- Misc.
- Comm.



NEW

Affordable Performance

without Compromise

- Blade tip and cup combine to improve bite
- Highly cambered blade sections for higher speed
- Tapered leading edge minimizes drag
- Performance characteristics of racing style propellers



DROP SHIP AVAILABLE

" Looking at your Ballistic, I see where they are recommended for: Bass Boats, Flat Bottoms, etc., with no mention of 'Pontoons'. We have had **great success** with the Ballistic on 22' pontoons with Yamaha® F115 motors. The pontoon boat is **faster** than a 22' TriToon with a Yamaha® F150 and a stock propeller.

Check it out! "

- Gerry From Seneca, SC

AWARD-WINNING PERFORMANCE FOR ALL ENGINE MANUFACTURERS

PROP SERIES A V8/V6 APPLICATIONS			PROP SERIES B V4 APPLICATIONS			PROP SERIES C 40-75 HP • 3-3/8"		PROP SERIES D 25-75 HP		PROP SERIES E 6-8 • 10 HP		
Standard 3-Blade		Ballistic XL		Standard 3-Blade & XL		Standard 3-Blade		Standard 3-Blade		Standard 3-Blade		
DIA x PITCH	RH PART #	LH PART #	DIA x PITCH	BLD #	RH PART #	DIA x PITCH	BLD #	RH PART #	DIA x PITCH	RH PART #	DIA x PITCH	RH PART #
14-7/8 x 15	933515		14-3/4 x 22	3	953522	13-5/8 x 15	Std. 3-Blade	933415	12-3/8 x 13	933213	10-1/8 x 13	933013
14-3/4 x 17	933517	937517	14-3/4 x 24	3	953524	13-1/2 x 17	Std. 3-Blade	933417	12 x 17	933317	10-1/8 x 15	933015
14-1/2 x 19	933519	937519	14-3/4 x 26	3	953526	13-3/8 x 19	Std. 3-Blade	933419				
14-3/8 x 21	933521	937521				13-1/8 x 21	Std. 3-Blade	933421				
14-1/4 x 23	933523	937523	14-1/8 x 23	4	963523	13-1/2 x 22	3-Blade XL	953422				
14-1/4 x 25	933525		14-1/8 x 25	4	963525	13-1/2 x 24	3-Blade XL	953424				
			14-1/8 x 27	4	963527							

Excellence in Propulsion.

- Fun & Flotation
- Anchor & Dock
- Safety
- Electronics
- Trolling Motors
- Lighting
- Electrical
- Topside Acc.
- Cockpit & Deck
- Instruments
- Steering, Controls
- Perform.
- Fuel System
- Engine & Parts
- Engine Care
- Propellers
- Seating & Pedestals
- Tops & Covers
- Pumps
- Cleaning & Care
- Paint & Paint Acc.
- Hardware, Fasteners
- Trailer
- Misc.
- Comm.

Michigan Wheel Xchangeable Hub System



Michigan Wheel's Xchangeable Hub System absorbs impact and stress caused by shifting gears and is designed to spin under significant impact to protect your lower end unit. XHS™ is also designed to be interchangeable with Mercury's Flo-Torq™ II Hub System, potentially saving you money when replacing or upgrading your propeller.



Must order propeller & hub kit separately!

APOLLO STAINLESS STEEL PROPELLERS

Order No.	Mfg. No.	Outboards	Extra	Gearcase	Dia. x Pitch	Price
359061	993144	V4		4-1/4"	13-1/4" x 17"	\$329.98 E
359073	993145	V4		4-1/4"	13-1/8" x 19"	\$329.98 E
359376	993044	V6, V8		4-3/4"	14-1/8" x 19"	\$359.98 E
359629	993024	V6, V8	LD*	4-3/4"	15-1/4" x 19"	\$365.98 E
359388	993045	V6, V8		4-3/4"	14" x 21"	\$360.98 E
359631	993025	V6, V8	LD*	4-3/4"	14-3/4" x 21"	\$365.98 E

*Large Diameter 3 Blade

VORTEX XHS ALUMINUM PERFORMANCE PROPELLERS

Order No.	Mfg. No.	Outboards	Extra	Gearcase	Dia. x Pitch	Price
358324	992501	20-35 HP			10-1/2" x 9"	\$69.98 E
358336	992502	20-35 HP			10-1/2" x 10"	\$69.98 M
358350	992504	20-35 HP			10-1/8" x 12"	\$69.98 E
358362	992505	20-35 HP			10-1/8" x 13"	\$69.98 E
358386	992404	30-70 HP			10-3/8" x 11"	\$75.98 L
358398	992405	30-70 HP			10-3/8" x 12"	\$75.98 L
358413	992407	30-70 HP			10-3/8" x 14"	\$75.98 L
358425	992408	30-70 HP			10" x 15"	\$75.98 L
358437	992409	30-70 HP			10" x 16"	\$75.98 L
358451	992301	40-70 HP			11-3/4" x 13"	\$76.98 E
358463	992302	40-70 HP			11-3/4" x 15"	\$76.98 L
358475	992303	40-70 HP			11-3/4" x 17"	\$76.98 E
358538	992215	50-140 HP		4-1/4"	13" x 19"	\$111.98 E
358704	992002	V6, V8*		4-3/4"	15-1/4" x 15"	\$116.98 E
358906	992202	V6, V8*	4 Bl.	4-3/4"	15" x 16"	\$129.98 L
358716	992003	V6, V8*		4-3/4"	15" x 17"	\$116.98 M
358918	992203	V6, V8*	4 Bl.	4-3/4"	14-1/2" x 18"	\$129.98 E
358920	992204	V6, V8*	4 Bl.	4-3/4"	14" x 20"	\$129.98 E
358728	992004	V6, V8*		4-3/4"	14-1/2" x 19"	\$116.98 E
358730	992005	V6, V8*		4-3/4"	14-1/4" x 21"	\$116.98 M

*V6, V8 Outboards and I/O's

Michigan Wheel XHS Hub Kits



Must order propeller & hub kit separately!

HUB KITS FOR EVINRUDE/JOHNSON OUTBOARDS AND OMC

Order No.	Mfg. No.	Size	Description	Price
358019	118	20-70	Evinrude/Johnson Outboards, 20-35 HP	\$36.98 E
358021	111	20-70	Evinrude/Johnson Outboards, 40-75 HP	\$36.98 E
358033	206	V4/V6	Evinrude/Johnson Outboards, OMC Sterndrives (V4 Gearcase 1968-Present)	\$48.98 E
358045	200	V4/V6	Evinrude/Johnson Outboards, OMC Sterndrives (V6/V8 Gearcase 1991-Present)	\$48.98 E
358057	201	V4/V6	Evinrude/Johnson Outboards, OMC Sterndrives (V6/V8 Gearcase 1984-1990)	\$48.98 E

HUB KITS FOR YAMAHA

Order No.	Mfg. No.	Size	Description	Price
358071	123	20-70	Yamaha Outboards 20-30 HP	\$36.98 E
358083	117	20-70	Yamaha Outboards 30-60 HP	\$36.98 E
358095	208	V4/V6	Yamaha Outboards 50-100 HP (Splined Front Thrust Washer)	\$48.98 E
358108	203	V4/V6	Yamaha Outboards and Sterndrives (115-130 HP, 150-250 HP, V6 Gearcase 1984-Present)	\$48.98 E

HUB KITS FOR NISSAN, TOHATSU

Order No.	Mfg. No.	Size	Description	Price
358235	209	V4/V6	Nissan/Tohatsu Outboards 90-140 HP	\$49.98 E

HUB KITS FOR MERCURY, MARINER, MERCUISER AND FORCE

Order No.	Mfg. No.	Size	Description	Price
357980	120	20-70	Mercury/Mariner/Force Outboards, 9.9-25 HP	\$36.98 E
357992	114	20-70	Mercury/Mariner/Force Outboards, 25-70 HP	\$36.98 E
358007	202	V4/V6	Mercruiser Alpha One & Bravo One (Less than 400 HP) Mercury/Mariner 60 HP Bigfoot, 70-125 HP Mercury/Mariner/Force 135-250 HP Force: 90-120 HP Honda: Outboards 75-90 HP thru 1998 Yamaha: Outboards thru 1983	\$49.98 E

HUB KITS FOR SUZUKI

Order No.	Mfg. No.	Size	Description	Price
358247	121	20-70	Suzuki Outboards 25-30 HP	\$36.98 E
358259	115	20-70	Suzuki Outboards 35-65 HP	\$36.98 E
358261	210	V4/V6	Suzuki Outboards 60-140 HP, V4	\$48.98 E
358273	204	V4/V6	Suzuki Outboards 150-300 HP, V6 Gearcase	\$48.98 E
358285	225	V4/V6	Suzuki/Johnson 90-115 HP 4 Stroke	\$48.98 E
358297	226	V4/V6	Suzuki/Johnson 140 HP 4 Stroke	\$48.98 E

HUB KITS FOR HONDA

Order No.	Mfg. No.	Size	Description	Price
358160	119	20-70	Honda Outboards 25 and 30 HP	\$36.98 E
358172	113	20-70	Honda Outboards 35-60 HP	\$36.98 E
358184	207	V4/V6	Honda Outboards 115-130 HP 1998-Present, 75-90 HP 1999-Present, BFP60 1998-Present	\$49.98 E

HUB KITS FOR VOLVO PENTA SX DRIVES

Order No.	Mfg. No.	Size	Description	Price
358300	205	V4/V6	Volvo SX Stern Drives, 1994-Present, 19 Tooth Spline	\$48.98 E

Fun & Flotation

Anchor & Dock

Safety

Electronics

Trolling Motors

Lighting

Electrical

Topside Acc.

Cockpit & Deck

Instruments

Steering, Controls

Perform.

Fuel System

Engine & Parts

Engine Care

Propellers

Seating & Pedestals

Tops & Covers

Pumps

Cleaning & Care

Paint & Paint Acc.

Hardware, Fasteners

Trailering

Misc.

Comm.

Michigan Wheel Vortex Prop and Hub Assortment




KIT CONTAINS:

			Dia. x Pitch	Qty
358007	(202)	XHS Hub Kit Mercruiser Alpha One and Bravo One (Less than 400 HP). Mercury/Mariner 60 HP Bigfoot, 70-125 HP. Mercury/Mariner/Force 135-250 HP. Force 90-120 HP. Honda Outboards 75-90 HP thru 1998. Yamaha Outboards thru 1983		5
358045	(200)	XHS Hub Kit Evinrude/Johnson Outboards - OMC Sterndrives (V6/V8 Gearcase 1991 to present)		3
358108	(203)	XHS Hub Kit Yamaha Outboards and Sterndrives (115-130 HP, 150-250 HP, V6 Gearcase 1984 to present)		5
358261	(210)	XHS Hub Kit Suzuki V4 Outboards (60-140 HP)		1
358273	(204)	XHS Hub Kit Suzuki Outboards (150-225 HP, V6 Gearcase)		1
358285	(225)	XHS Hub Kit Suzuki/Johnson 90-115 HP 4 Stroke		1
358300	(205)	XHS Hub Kit Volvo SX Sterndrives (19 tooth spline 1994 to present)		2
358502	(992113)	Aluminum Prop with 4-1/2" Gearcase	13-3/4" x 15"	2
358514	(992114)	Aluminum Prop with 4-1/2" Gearcase	13-1/4" x 17"	3
358538	(992115)	Aluminum Prop with 4-1/2" Gearcase	13" x 19"	3
358704	(992002)	Aluminum Prop with 4-3/4" Gearcase	15-1/4" x 15"	1
358716	(992003)	Aluminum Prop with 4-3/4" Gearcase	15" x 17"	3
358728	(992004)	Aluminum Prop with 4-3/4" Gearcase	14-1/2" x 19"	3
358730	(992005)	Aluminum Prop with 4-3/4" Gearcase	14-1/4" x 21"	2

Order No.	Mfg. No.	Brand	Price
357900		Michigan Wheel	\$2,989.98 E

- Fun & Flotation
- Anchor & Dock
- Safety
- Electronics
- Trolling Motors
- Lighting
- Electrical
- Topside Acc.
- Cockpit & Deck
- Instruments
- Steering, Controls
- Perform.
- Fuel System
- Engine & Parts
- Engine Care
- Propellers
- Seating & Pedestals
- Tops & Covers
- Pumps
- Cleaning & Care
- Paint & Paint Acc.
- Hardware, Fasteners
- Trailer
- Misc.
- Comm.

Prop Guards



- The Prop Guard is a two piece plastic injection molded cage that will completely cover the propeller.
- It is attached by a specially designed clamp system and bolts.
- The Prop Guard's two halves are attached like a clam shell to the cavitation plate and the skeg of any outboard or stern drive motor.

Order No.	Mfg. No.	Size	Fits	Color	Price
604495	(782619077771)	9"	9.9 to 20 HP	Yellow	\$300.98 B
604501	(782619011171)	11"	25-35 HP	Orange	\$306.98 B
604503	(782619313688)	13"	40-65 HP	Blue	\$293.98 B
604512	(782619810668)	14"	70-100 HP	Red	\$317.98 B
604519	(782619925782)	16"	110-350 HP, All Stern Drives	Black	\$388.98 B

Marpac Propeller Wrench



- 6 point socket style made of high strength indestructible nylon.

Order No.	Description	Price
7-1899	Propeller Wrench	\$11.98 G

Sierra Propeller Wrench



- For all Cobra.
- For Merc/Mariner/Mercruiser, Replaces: 91-95830A1.

Order No.	Mfg. No. / Description	Price
184444	(18-4444)	\$49.60 H

McGard Propeller Locks



- Naval brass and hardened stainless steel.
- Dynamically balanced.
- Easy to use key design.
- Lock design features a free-spinning collar that will turn if attached by gripping tools without loosening the lock.

Order No.	Mfg. No.	Description	Price
484028	(74039)	Mercruiser Alpha I, Bravo I (Incl. X & XR), TRS, Vazer, OMC Cobra & King Cobra, 3/4" -16 Thread	\$77.98 F
484042	(74052)	J/E O/B 40-140 HP (2 Stroke), 5/8"-11 Thread	\$77.98 F
484004	(74040)	All Yamaha, M18 x 1.5 Thread	\$77.98 F
484066	(74018)	Stern Drives: Mercruiser, Alpha, Bravo I-III, Blackhawk, OMC Cobra & King Cobra, Volvo SX, DP-S	\$34.98 G
484016	(74056)	Nissan 40 HP & Larger, Tohatsu 40 HP & Larger, Honda 40-50 HP	\$81.98 F

Boater Sports Propeller Wrench



- Our prop wrench tightens all 1-1/16" propeller nuts without stripping them.
- Made of high-tensile-strength nylon.

Order No.	Mfg. No. / Description	Price
1-52600	(52600)	\$15.20 H

T & R Marine Corp "Prop Mate" Combo Propeller Wrench

- Stainless steel.
- A combination tool to perform the following operations: Remove the spider washer, install the square head drain plug, remove the gas cap and remove the prop nut.



Order No.	Mfg. No. / Description	Price
642533	(PM-116) For 1-1/16" Nut Size	\$59.98 R

Propeller Hardware


Nuts, Spacers and Thrust Washers are 1 Per Pack. Washers are 2 Per Pack.
 ** All hardware listed below is Marpac except where noted, which are Sierra.



Nut



Spacer



Thrust Washer



Washer

EVINRUDE/JOHNSON AND OMC

Order No.	Type	Fits	Price
7-1914	Nut	9.9-15 HP	\$2.99 G
7-1912	Nut	20-35 HP	\$5.98 G
B777992	Nut	40-60 HP	\$12.99 L
7-1916	Nut	80-140 HP	\$6.98 G
7-1918	Nut	140 HP and up	\$7.98 G
7-1900	Spacer	9.9-15 HP	\$5.98 G
7-1902	Spacer	20-35 HP	\$9.98 G
7-1904	Spacer	40-75 HP	\$5.98 G
7-1920	Spacer	140 HP and up	\$14.98 G
184228	Spacer**	Replaces: 315810	\$4.23 H
184194	Spacer**	OMC: 1994 King Cobra Lower Units, Replaces: 3852350, Volvo Penta: Lower Gearcase Models SX-M (1994), Replaces: 3852350	\$31.32 H
7-1922	Thrust Washer	9.9-15 HP	\$14.98 G
7-1924	Thrust Washer	20-35 HP	\$16.98 G
7-1926	Thrust Washer	40-75 HP	\$31.98 G
7-1928	Thrust Washer	80-140 HP	\$32.98 G
7-1930	Thrust Washer	140 HP and up	\$39.98 G
184230	Thrust Washer	Replaces: 320305	\$51.88 H

MERCURY

Order No.	Type	Fits	Price
7-1960	Nut	8-15 HP	\$2.78 G
7-1962	Nut	20-25 HP	\$3.48 G
7-1964	Nut	30-70 HP	\$6.98 G
7-1978	Nut	70 HP and up	\$6.98 G
183721	Nut**	11-13439-1, 11-859116, for: MR/Alpha	\$2.67 H
183713	Nut**	5/8" - 18, Replaces: Merc 11-22339	\$3.60 H
7-1966	Spacer	135 HP and up	\$14.98 G
7-1972	Thrust Washer	30-70 HP	\$17.98 G
7-1970	Thrust Washer	70 HP and up	\$24.98 G
4-4221	Thrust Washer	4 and 6 Inline - 75-150 HP	\$19.93 H
184220	Thrust Washer	V6	\$26.80 H
4-4220	Thrust Washer	V6	\$24.70 H
7-1975	Washer	20-25 HP	\$2.18 G
7-1976	Washer	30-70 HP	\$2.29 G
7-1974	Washer	70 HP and up	\$4.47 G

YAMAHA

Order No.	Type	Fits	Price
7-1933	Nut	9.9-15 HP	\$2.99 G
7-1934	Nut	20-30 HP	\$5.98 G
7-1936	Nut	40-90 HP, Tohatsu	\$6.98 G
7-1938	Nut	100-250 HP, Suzuki	\$8.98 G
183732	Nut**	95307-16900, 90171-16011-00	\$15.45 H
7-1946	Spacer	20-30 HP	\$12.98 G
7-1948	Spacer	40-60 HP	\$11.98 G
7-1950	Spacer	60 HP and up, Tohatsu	\$17.98 G
184274	Spacer**	Replaces: 688-45997-01-00	\$40.48 H
7-1951	Thrust Washer	9.9-15 HP	\$14.98 G
7-1952	Thrust Washer	20-30 HP	\$21.98 G
7-1954	Thrust Washer	40-60 HP	\$23.98 G
7-1956	Thrust Washer	60-90 HP	\$35.98 G
7-1958	Thrust Washer	100-250 HP	\$35.98 G
7-1939	Washer	9.9-15 HP	\$2.97 G
7-1940	Washer	40-60 HP	\$2.97 G
7-1942	Washer	60-90 HP, Tohatsu	\$3.38 G

SUZUKI

Order No.	Mfg. No / Description	Price
183726	(18-3726) Nut**, All V4 and V6 (Except D150)	\$8.00 H

Propeller Hardware - Cotter Pins (4 Per Pack)



** All hardware listed below is Marpac except where noted, which are Sierra.

Order No.	Type	Fits	Price
7-1968	Cotter Pin	J/E 9.9-35 HP, Yam 9.9-15 HP, Tohatsu	\$1.48 G
7-1906	Cotter Pin	J/E 40 HP & up, Yam 60 HP & Up, Suzuki	\$2.58 G
183741	Cotter Pin**	J/E (OMC/BRP), Replaces: 309955, 314502	\$0.85 H
7-1932	Cotter Pin	Yamaha 20-60 HP, Suzuki, Tohatsu	\$2.18 G

OMC® Systematched™ Propeller Hardware

Order No.	Type	Fits	Price
B777996	Bushing	150-300 HP	\$33.99 H
B778002	Bushing	40-60 HP	\$49.99 H
B777994	Prop Kit	Without Thrust Bushing	\$12.99 L
B777995	Prop Kit	Without Thrust Bushing	\$24.99 L

Mercuriser Castle Washers

- Alpha/Bravo I (without Flo-Torq II Hub).
- Replaces: Merc 12-31211A2.
- Note: With rubber hub propellers (non-Flo-Torq II).



Order No.	Mfg. No / Description	Price
183714	(18-3714) Sierra	\$7.80 H
4-3714	(12-02668) EMP	\$7.19 H

Propeller Nut Kits



EVINRUDE/JOHNSON AND OMC

Order No.	Mfg. No / Description	Price
183715	(18-3715) Includes: 18-3708-1 Prop Nut/Keeper, 18-3741 Cotter Pin, 18-4231 Prop Spacer	\$22.45 H
4-3715	(11-02672) Includes: Prop Nut/Keeper, Cotter Pin, Prop Spacer	\$21.96 H
183717	(18-3717) Replaces: 175268, Includes: 18-3707 Prop Nut, 18-3743 Cotter Pin, 18-4232 Prop Spacer	\$8.22 H
4-3717	(11-01574) Replaces: 175268, Includes: Prop Nut, Cotter Pin, Prop Spacer	\$7.63 H
183716	(18-3716) Replaces: 175267, Includes: 18-3705 Prop Nut, 18-3742 Cotter Pin, 18-4228 Prop Spacer	\$10.70 H
4-3716	(11-01576) Replaces: 175267, Includes: Prop Nut, Cotter Pin, Prop Spacer	\$10.18 H

MERCURY

Order No.	Mfg. No / Description	Price
183702	(18-3702) Replaces: Mercury 11-69578A1, 11-6957801, 11-69578T1, Includes: 18-3204 Tab Washer, 18-3704 Prop Nut	\$11.60 H
183701	(18-3701) Replaces: Mercury 11-52707A1, Includes: 18-3200 Tab Washer, 18-3700 Prop Nut	\$10.82 H
4-3701	(11-00122) Replaces: Mercury 11-52707A1, Includes: Tab Washer, Prop Nut	\$10.63 H

YAMAHA

Order No.	Mfg. No / Description	Price
183781	(18-3781)	\$45.50 H

VOLVO

Order No.	Mfg. No / Description	Price
183733	(18-3733)	\$20.27 H

- Fun & Flotation
- Anchor & Dock
- Safety
- Electronics
- Trolling Motors
- Lighting
- Electrical
- Topside Acc.
- Cockpit & Deck
- Instruments
- Steering, Controls
- Perform.
- Fuel System
- Engine & Parts
- Engine Care
- Propellers**
- Seating & Pedestals
- Tops & Covers
- Pumps
- Cleaning & Care
- Paint & Paint Acc.
- Hardware, Fasteners
- Trailerling
- Misc.
- Comm.

OMC® Systematched™ Drive Pin



- 2-3 H.P. 1991-2006.
- 5 Pack.
- O.E. No. 115193.

Order No. Mfg. No. / Description Price
B778198 (778198) **\$0.99** L


OMC® Systematched™ Drive Pin



- 3-4 H.P. 1987-1990.
- For Early Style Propeller.
- 10 Pack.
- O.E. No. 333513.

Order No. Mfg. No. / Description Price
B765570 (765570) **\$1.99** L

OMC® Systematched™ Drive Pin



- 6-35 H.P. 1968-1979.
- For Early Style Propeller.
- 10 Pack.
- O.E. No. 307949.

Order No. Mfg. No. / Description Price
B765545 (765545) **\$2.99** L

OMC® Systematched™ Drive Pin



- 10-18 H.P. 1956-1959.
- O.E. No. 203663.

Order No. Mfg. No. / Description Price
B778316 (778316) **\$3.99** L

OMC® Systematched™ Drive Pin



- 2-5 H.P. 1998-2007.
- 10 Pack.
- O.E. No. 5030084.

Order No. Mfg. No. / Description Price
B778267 (778267) **\$2.99** L

OMC® Systematched™ Drive Pin



- 4 H.P. 168-1971.
- 5 Pack.
- Replaces: 331692.
- O.E. No. 203230.

Order No. Mfg. No. / Description Price
B778159 (778159) **\$9.99** L

OMC® Systematched™ Drive Pin



- 4-8 H.P. 1983-2005.
- For Late Style Propeller.
- 5 Pack.
- O.E. No. 324690.

Order No. Mfg. No. / Description Price
B765616 (765616) **\$3.99** L

OMC® Systematched™ Drive Pin




- 30-40 H.P. 1968-1986.
- 10 Pack.
- O.E. No. 304575.

Order No. Mfg. No. / Description Price
B778190 (778190) **\$5.99** L

- Fun & Flotation
- Anchor & Dock
- Safety
- Electronics
- Trolling Motors
- Lighting
- Electrical
- Topside Acc.
- Cockpit & Deck
- Instruments
- Steering, Controls
- Perform.
- Fuel System
- Engine & Parts
- Engine Care
- Propellers
- Seating & Pedestals
- Tops & Covers
- Pumps
- Cleaning & Care
- Paint & Paint Acc.
- Hardware, Fasteners
- Trailer
- Misc.
- Comm.

Michigan Tru-Pitch™ Commercial Propeller



- This style is the finest and best known of all-purpose propellers.
- Efficiency and smoothness is assured by Federal's exclusive Tru-Pitch process.
- This style incorporates semi-elliptical shape, constant pitch and ogival blade sections in the design... a result of years of experience.
- Available in Federal-B and Nibral alloys, left and right hand rotation, in 8" to 96" diameters.
- Stainless Steel available 8" to 40" diameters.
- H-D Heavy Duty, is similar in design to T-P, but its considerably heavier blade edges are engineered to meet more severe conditions.
- Heavy, round edges resist abrasion and blade fracture.
- Durable...extremely rugged. In the same metals and sizes as T-P.
- Three-blade only - right or left hand.

Michigan Equi Series Commercial Propeller



- The Federal Equi-Poise three blade and Equi-Quad four blade propeller series are for applications that benefit from traditional propeller geometry held to a close tolerance.
- The proven performance of these designs is enhanced through strict manufacturing controls.
- Those controls result in closely matched sets that are a step above standard line series propellers.
- By utilizing a traditional design, Federal can supply a vast range of sizes, at good value, with a minimal lead time

Michigan Dyna-Quad Commercial Propellers - Bronze



Order No.	Dia. x Pitch	Blade	Rotation	Bore	Price
343513	18" x 24"	4	Left	2"	\$611.98 LQ
343525	18" x 24"	4	Right	2"	\$611.98 LQ

Michigan Commercial Propellers - Bronze



Order No.	Mfg. No.	Dia. x Pitch	Blade	Rotation	Bore	Price
344010	28X28MP	28" x 28"	3	Right	2-1/4"	\$2,573.98 F
344034	28X28MP	28" x 28"	3	Left	2-1/4"	\$2,573.98 F
344022	28X29RH-PT	28" x 29"	4	Right	2"	\$2,278.98 LQ
344058	28X30MP	28" x 30"	3	Left	2-1/4"	\$2,573.98 F
344046	28X30MP	28" x 30"	3	Right	2-1/4"	\$2,573.98 F

Michigan Commercial Propeller - Nibral



Order No.	Mfg. No.	Dia. x Pitch	Blade	Rotation	Bore	Price
343307	490646	18" x 14"	2	-	1-1/2"	\$793.98 LQ

Solas Stainless Steel Ski Propellers



- Designed with a revolutionary new foil section.
- Can handle very wide range of loading variation and heavy maneuvering conditions.
- Stainless steel propeller offers excellent corrosion resistant capability.
- Much more durable than the traditional bronze propeller.

3 BLADE - LEFT HAND

Order No.	Mfg. No.	Dia. x Pitch	Bore	Price
865901	A002-130-13	13" x 13"	1" Bore	\$384.98 H
865925	B002-130-13	13" x 13"	1-1/8" Bore	\$384.98 H


Propeller Keys

- Brass.
- Pre-radiused corners as per the SAE specification J755.

Order No.	Description	Price
685890	1/4" x 2"	\$2.10 E
685891	5/16" x 2-1/2"	\$3.17 E
685892	3/8" x 3-1/4"	\$4.97 E
685893	1/2" x 6"	\$14.98 E
685894	5/8" x 6"	\$21.98 E
685895	9/16" x 6"	\$17.98 E

- Fun & Flotation
- Anchor & Dock
- Safety
- Electronics
- Trolling Motors
- Lighting
- Electrical
- Topside Acc.
- Cockpit & Deck
- Instruments
- Steering, Controls
- Perform.
- Fuel System
- Engine & Parts
- Engine Care
- **Propellers**
- Seating & Pedestals
- Tops & Covers
- Pumps
- Cleaning & Care
- Paint & Paint Acc.
- Hardware, Fasteners
- Trailering
- Misc.
- Comm.

Hawboldt Industries Hi-Trail: 4 Blade Propellers



- Used for both pleasure and commercial vessels, combining blade area, moderate skew and blade thickness distribution.
- This design has produced a smooth, quiet propeller that is one of the most popular models today.
- The propellers are finished to Hawboldt standard thickness with anti-singing edge or to customer's special requests.
- Diameters available up to 44 inches in 3, 4 and 5 blade.

BRONZE

Order No.	Dia. x Pitch			Price
394807	36" x 36"	Right Hand	3" Bore	\$5,538.98 LQ
394813	36" x 36"	Left Hand	3-1/2" Bore	\$5,538.98 LQ
394825	36" x 36"	Right Hand	3-1/2" Bore	\$5,538.98 LQ
394863	39" x 39"	Right Hand	3-1/2" Bore	\$6,544.98 LQ
394875	40" x 34"	Left Hand	3-1/2" Bore	\$6,544.98 LQ
394887	40" x 34"	Right Hand	3-1/2" Bore	\$6,544.98 LQ
394899	42" x 36"	Left Hand	3-1/2" Bore	\$7,634.98 LQ
394902	42" x 36"	Right Hand	3-1/2" Bore	\$7,634.98 LQ
394914	44" x 40"	Left Hand	3-1/2" Bore	\$8,044.98 LQ
394926	44" x 40"	Right Hand	3-1/2" Bore	\$8,044.98 LQ
394938	44" x 42"	Left Hand	3-1/2" Bore	\$8,044.98 LQ
394940	44" x 42"	Right Hand	3-1/2" Bore	\$8,044.98 LQ

NIBRAL

Order No.	Dia. x Pitch			Price
394828	36" x 36"	Left Hand	3-1/2" Bore	\$6,680.98 LQ

Western Branch Metals Bronze Propeller Hex Nuts - Full Nuts



Order No.	Description		Price
685810	Shaft Size: 3/4"	For 1-1/8" Shaft	\$13.98 C
685834	Shaft Size: 7/8"	For 1-1/4" Shaft	\$23.98 C
685858	Shaft Size: 1"	For 1-3/8" Shaft	\$21.98 LQ
685872	Shaft Size: 1-1/8"	For 1-1/2" Shaft	\$44.98 C
685885	Shaft Size: 1-1/4"	For 1-3/4" Shaft	\$53.98 C
685887	Shaft Size: 1-1/2"	For 2" Shaft	\$68.98 C



- 24-hour "step and fetch" Amelia, LA operation.
- The latest repair equipment, the best skilled workers and workmanship.
- All wheel sizes up to 110-inches.

Prop Shop • Amelia, LA • 985-631-9411

SPECIAL HANDLING MAY APPLY



ZF Marine Commercial Propellers



Order No.	Dia. x Pitch				Price
394665	28" x 30"	3 Blade	2.25" Bore	KW	\$1,588.98 LQ
394666	28" x 30"	3 Blade	2.25" Bore	KW	\$1,588.98 LQ
394558	18" x 23.5"	4 Blade	1.5" Bore	Right Hand	\$975.98 LQ
394572	20" x 23.5"	4 Blade	1.75" Bore	Right Hand	\$1,311.98 LQ
394661	28" x 30"	4 Blade	2.5" Bore	Left Hand	\$1,555.98 LQ
394697	31" x 34.5"	5 Blade	2.5" Bore	Left Hand	\$5,654.98 LQ
394700	31" x 34.5"	5 Blade	2.5" Bore	Right Hand	\$5,654.98 LQ
394705	40" x 36"	4 Blade	3.5" Bore	Right Hand	\$4,875.98 D
394706	40" x 36"	4 Blade	3.5" Bore	Left Hand	\$4,875.98 D

Anchor Supply Propeller Bore Reducer Bushings



- Tough nylon bushing with brass stepdown key quickly and easily reduce propeller bore to fit smaller diameter shafts.
- All tapers are SAE Marine Standard.

Order No.	Description		Price
222656	1-1/8" to 1"		\$30.98 F
222668	1-1/4" to 1"		\$30.98 F
222670	1-1/4" to 1-1/8"		\$31.98 F
222682	1-3/8" to 1-1/4"		\$32.98 F
222694	1-1/2" to 1-1/4"		\$37.98 F
222707	1-1/2" to 1-3/8"		\$37.98 F
222719	1-3/4" to 1-1/2"		\$57.98 F
222721	2" to 1-1/2"		\$60.98 F
222733	2" to 1-3/4"		\$60.98 F
222740	2-1/4" to 2"		\$89.98 F
222745	2-1/2" to 2"		\$91.98 F
222757	2-1/2" to 2-1/4"		\$92.98 F

Western Branch Metals Bronze Propeller Hex Nuts - Jam Nuts



Order No.	Description		Price
685860	Shaft Size: 1"	For 1-3/8" Shaft	\$15.98 LQ
685886	Shaft Size: 1-1/4"	For 1-3/4" Shaft	\$38.98 C
685888	Shaft Size: 1-1/2"	For 2" Shaft	\$45.98 C

Inboard Analysis Data

Name: _____
 Street: _____ P.O. Box: _____
 City: _____ State: _____ Postal Code: _____
 Telephone: _____ Date: _____

Vessel Data

Manufacturer: _____ Model: _____
 Overall Length (OAL): _____ Waterline Length (WL): _____
 Beam: _____ Draft: _____ Displacement Weight: _____

Weights

Vessel Hull Material: Fiberglass Steel Aluminum Wood
 Other: _____
 Vessel Use: Commercial Pleasure
 If Commercial: Pulling/Towing Pushing Dragging/Trawling Ship Handling
 Other: _____
 Anticipated Hull Speed: _____ Knots

Engine Data

Manufacturer: _____ Model: _____
 Gas Diesel
 Engine MFG. Max. HP: _____
 Governed at What RPM? _____
 Gear Ratio: _____ Direct Reduction: _____ :1 No. of Engines: Single Twin

Propeller Data

Max. Diameter: _____
 Prop. Application: Nozzle Open
 Suggested Prop. Size: _____ Diameter _____ X Pitch _____ Style _____ Blades _____ Material
 Price: _____ Delivery: _____
 Vessel/propeller/Nozzle Certification Required:
 ABS Lloyds DNV Other

Remarks:

- Fun & Flotation
- Anchor & Dock
- Safety
- Electronics
- Trolling Motors
- Lighting
- Electrical
- Topside Acc.
- Cockpit & Deck
- Instruments
- Steering, Controls
- Perform.
- Fuel System
- Engine & Parts
- Engine Care
- Propellers
- Seating & Pedestals
- Tops & Covers
- Pumps
- Cleaning & Care
- Paint & Paint Acc.
- Hardware, Fasteners
- Trailering
- Misc.
- Comm.

Solas PWC Concord



Kawasaki



Honda



Sea Doo

- The Power Torque Series - from water skiing to high speed cruising it's everything one could ask for in an impeller.
- Large blade area and a unique geometric blade design.
- Delivers remarkable thrust and extraordinary efficiency.
- Enhances the 4 stroke engine characteristics, not only delivering incredible acceleration but excellent top end performance.



Order No.	Mfg. No.	Pitch	Fits	Price
883445	HA-CD-17/29	17/29	1235cc R-12X 2004-2007; F-12X/F-12X GPScape 2002-	\$447.98 G

Kawasaki

Category	Order No.	Mfg. No.	Pitch	Fits	Price
Fun & Flotation	883520	KE-CD-11/16	11/16	743cc 1995-2001 750STS, 1995-1997 750 ZXI, 1995-1996 750 SXI, 1992-1996 750 SX, 1993-1995 750 ST	\$309.98 G
Anchor & Dock	883525	KG-CD-12/18	12/18	891cc 2003-2006 900 STX	\$308.98 G
	883560	KG-CD-15/21	15/21	1176cc 2002-2004, 1200 STX-R	\$308.98 G
Safety	883529	KG-CD-13/19	13/19	1199cc 2003- STX-12F; 1071cc 2001-2003 1100 STX DI, 1996-2003 1100 ZXI	\$308.98 G
	883531	KG-CD-14/20	14/20	1199cc 2003- STX-12F Modified Motor; 1071cc 1100 STX DI Modified Motor, 1996-2003 1100 ZXI Modified Motor	\$308.98 G
Electronics	883555	KG-CD-14/21	14/21	1498cc 2003- STX-15F Stock and Limited Motor	\$308.98 G
	883543	KX-CD-10/16	10/16	1498cc 2007- Ultra LX Stock and Limited Motor	\$357.98 G
Trolling Motors	883567	KX-CD-16/21	16/21	1498cc 2007- Ultra 250X	\$357.98 G
	883570	KR-CD-14/21	14/21	1498cc: Ultra 300X/300LX 2011-, Ultra 260X/260LX 2008-, Ultra 250X 2007-, Ultra LX 2007-, STX-15F 2004-	\$384.98 G



Order No.	Mfg. No.	Pitch	Fits	Price
883620	MC-CD-22/39	22/39	Sport Jet V6 250 HP, 240 HP, 210 HP, 200 HP (M2Jet) Speedster, Speedster SK, Speedster 160, Challenger 1800, 2000, x Sportster 1800, Utopia 205, 185, Islandia	\$487.98 G



Order No.	Mfg. No.	Pitch	Fits	Price
883630	PA-CD-12/18	12/18	750cc 2003-2004 MSX 110; 779cc SLX Pro 785, SL780, SLT 780; 777cc 2002-2204 VIRAGE I; 744cc SL750, SLT750, SL750; 700cc 2000-2004 Virage, Freedom; 700cc 1998-2001 SLH, 1996-1997 SL 700DLX, SL700, Hurricane	\$309.98 G
883633	PA-CD-15/21	12/18	1192cc MSX 140 2003-2004; 1165cc Pro 1200, VIRAGE TX / VIRAGE Txi 2000-2002	\$308.98 G



Order No.	Mfg. No.	Pitch	Fits	Price
883846	ST-CD-10/16	10/16	782cc 2005-2007 3D/3DBASE; 720 2001-2005 GTI/GTI LE/GTI RFI; 2001-2002 GTS	\$309.98 G
883769	SR-CD-12/20	12/20	1494cc 2003-2004 GTX 4 Tech Limited Supercharged 185 HP, 2003-2006 GTX 4 Tech Supercharged 185 HP	\$359.98 G
883783	SR-CD-13/21	13/21	1494cc 2003-2004 GTX 4 Tech Limited Supercharged 185 HP Limited and Modified Motor, 2003-2006 GTX 4 Tech Supercharged 185 HP Modified Motor	\$359.98 G
883721	SR-CD-10/18	10/18	1494cc 2006- GTI/GTI SE 130	\$359.98 G
883757	SR-CD-11/19	11/19	1494cc 2007- GTS SE 155/RXP (155 HP), 2002- GTX/GTX 4-TECH/GTX Wake (155 HP); 4 TEC/1494cc 2007- 230 Wake, 2007- Islandia SE 155 HP, 2007- Speedster 150 155 HP	\$359.98 G

Propellers

883795	SRX-CD-13/18	13/18	1494cc 2005- RXT 215 HP, Wake Pro 215 HP, GTX 215 HP	\$390.98 G
883838	SRZ-CD13/18A	13/18	1494cc RXT 215 HP, RXP 215 HP, WAKE PRO 215 HP, GTX 215 HP	\$390.98 G
883808	SRX-CD-14/19	14/19	1494cc 2009- RXP 215 HP Stock and Limited Motor, 2009- RXT 215 HP Limited Motor, 2009- GTX 215 HP Limited Motor	\$390.98 G
883822	SRX-CD-15/21	15/21	1494cc 2008 RXP-X	\$390.98 G
883840	SRZ-CD15/21A	15/21	1494cc 2009- RXT IS 260/RXT-X 260, 2009- GTX Limited IS 260, 2009- RXP-X 255, 2008 RXP-X	\$390.98 G
883836	SRX-CD-15/22	15/22	1494cc 2008 RXP-X	\$382.98 G
883719	SF-CD-15/23	15/23	780cc 1998-1999 Speedster Jet Boat 2 Required 1997-1999 Challenger 1800 Jet Boat 2 Required; 782cc 1999-2000 GSX RFI/GTX RFI	\$309.98 G
883682	SD-CD-14/22	14/22	782cc 1996-1998 GTX/GTX PRO, 720cc 1995-1997 XP/SPX, 1997-2001 GS/GSI, 1996-2000 GTI/GTS	\$309.98 G
883707	SD-CD-15/23	15/23	782cc 1996-1998 XP/SPX/GSX, 1996-1998 GTX/GTX PRO Limited Motor; 720cc 1995-1997 XP/SPX Limited Motor, 1997-2001 GS/GSI Limited Motor, 1996-2000 GTI/GTS Limited Motor	\$309.98 G
883858	ST-CD-15/20	15/20	951cc 2000-2004 XP/XP DI, 2000-2003 GTX/GTX DI, 1998-1999 GSX LTD/GTX LTD/XP LTD	\$309.98 G
883860	ST-CD-16/21	16/21	951cc 1998-1999 GSX LTD, GTX LTD/XP LTD Modified Motor	\$309.98 G
883770	SK-CD-12/17	12/17	Stock Engine - 900cc SPARK ACE 900 / SPARK ACE 900 HO 2014-	\$358.98 G
883776	SK-CD-13/18	13/18	Modified Engine - 900cc SPARK ACE 900 / SPARK ACE 900 HO 2014-	\$358.98 G
883600	SRB-CD-11/19	11/19	1494cc GTX 155/GTX S 155 2010-	\$371.98 G
883830	SRZ-CD14/19A	14/19	Stock Engine - 1494cc RXP (215 HP) 2009-2010; GTR (215 HP) 2012-	\$389.98 G
883839	SRZ-CD15/20A	15/20	Modified Engine - 1494cc RXP (215 HP) 2009-2010; RXT (215 HP) 2009-2010; WAKE PRO (215 HP) 2009-; GTX 215/GTX IS 215/GTX LTD 215 2009-; GTR (215 HP) 2012-	\$389.98 G
883843	SRZ-CD16/21A	16/21	Modified Engine - 1494cc RXP-X 260 2012-; RXT IS 260/RXT-X 260/RXT 260/RXT-X aS260 2009-; GTX LTD IS 255/GTX LTD iS 260 2009-; RXP-X 255 2009-; RXP (215 HP) 2009-2010; RXT (215 HP) 2009-2010; WAKE PRO (215 HP) 2009-; GTX 215/GTX IS 215/GTX LTD 215 2009-	\$389.98 G

Solas PWC Concord



Order No.	Mfg. No.	Pitch	Fits	Price
883948	YD-CD-11/14	11/14	760cc 1998-1999 Wave Runner XL760/WAVE VENTURE 760	\$321.98 G
883935	YB-CD-13/17	13/17	800cc 1998-2000 Wave Runner XL800; 701cc 1994-2007 SPER JET	\$321.98 G
883985	YF-CD-11/14	11/14	800cc 2001-2005 Wave Runner GP800R, 2000-2004 Wave Runner XL800	\$321.98 G
883961	YD-CD-13/19	13/19	1200cc 1997-1999 Wave Runner GP1200, 1999 Wave Runner GP1200R	\$321.98 G
883959	YD-CD-12/18	12/18	1200cc 1999-2003 Wave Runner SUV1200, 1998-1999 Wave Runner XL1200 ; 1100cc 1995-1997 Wave Runner 1100/Wave Venture 1100; 1200cc 2003-2005 LX210; 998cc 2004-2005 SX230/SR230AR230	\$321.98 G
883997	YF-CD-12/18	12/18	1200cc 1999-2003 Wave Runner SUV1200; 998cc 2003- FX-140/FX Cruiser; 9998cc 2004-2005 SX230/SR230/AR230	\$321.98 G
884002	YF-CD-13/19	13/19	1300cc 2003-2004 Wave Runner GP1300R; 1200CC 2002-2003 Wave Runner GP1200R, 2000-2201 XR1800; 1052cc 2006 SX230/AR230/SR230	\$321.98 G
884028	YQ-CD-12/18	12/18	701cc 2008- SUPER JET	\$321.98 G
883947	YB-CD-14/18	14/18	701cc 1994-2007 Super Jet Modified Motor	\$321.98 G
884030	YQ-CD-13/19	13/19	701cc 2008- Super Jet Limited Motor	\$321.98 G
884004	YH-CD-11/14	11/14	701cc 2006- VX700	\$337.98 G
884014	YH-CD-18/22	18/22	1052cc 2005- VX/VX Sport/VX Deluxe/VX Cruiser	\$337.98 G
883964	YD-CD-14/20	14/20	1200cc Wave Runner XLT 1200 1999-2005, Wave Runner GP1200R 2000-2002, Wave Runner SUV1200 1999-2003, Wave Runner XL1200 1998-1999, Wave Runner GP1200 1997-1999, Wave Runner GP1200R 1999	\$321.98 G
884033	YS-CD-13/19	13/19	Stock Engine 1812cc FX HO/FX Cruiser HO 2009-Present; VXR/VXS 2011-Present	\$337.98 G
884035	YS-CD-13/22	13/22	Limited Engine 1812cc FX HO/FX Cruiser HO 2009-Present; VXR/VXS 2011-Present	\$337.98 G
884065	YV-CD-13/20	13/20	1812cc FZR / FZS 2014-	\$394.98 G
884075	YV-CD-14/21	14/21	1812cc FZR / FZS 2008-2013	\$394.98 G

Solas PWC Dynafly

- Maximum acceleration.
- Designed to give high compression ratio pumps a stronger acceleration with less cavitation.
- This impeller is capable of giving a PWC an incredible boost in its performance.



Kawasaki

Order No.	Mfg. No.	Pitch	Fits	Price
883586	KP-DF-14/23	14/23	782cc 2003- 800 SX-R Limited and Modified Motor	\$340.98 G
883590	KP-DF-15/24	15/24	782cc 2003- 800 SX-R Modified Motor	\$340.98 G
883582	KP-DF-13/22	13/22	782cc 2003- 800 SX-R	\$340.98 G
883579	KH-DF-16/20	16/20	1176cc 1999-2006 Ultra 150 Stock and Limited Motor	\$340.98 G



Order No.	Mfg. No.	Pitch	Fits	Price
884052	YG-DF-14/20	14/20	1052cc 2004-2008 FX High Output/FX Cruiser High Output	\$337.98 G
883870	ST-DF-13/19	13/19	951cc 2000-2004 XP/XP DI Modified Motor, 2000-2003 RX/RX DI	\$315.98 G



Order No.	Mfg. No.	Pitch	Fits	Price
884040	YS-DF-14/21	14/21	1812cc 2008- SHO/SHO FZR/FZS, 2009- FX High Output/FX Cruiser High Output	\$337.98 G
884056	YG-DF-15/22	15/22	Limited Engine - 1300cc Wave Runner GP1300R, GP1300 2005-2008; 1052cc FX High Output 2004-2008; FX CRUISER High Output 2004-2008	\$337.98 G

Solas PWC X-prop

- High speed and ultimate performance. The most powerful propulsion in the water.
- Advanced design that incorporates a high compression hub and cambered blades.
- Enthusiasts looking for speed and acceleration from the novice to the professional, will be satisfied using this impeller.
- Trust the harsh field testing of the Xprop by Team SOLAS.



Kawasaki

Order No.	Mfg. No.	Pitch	Fits	Price
883510	KF-SC-X		891cc 1996-2002 900STX/STS/ZXi	\$309.98 G



Order No.	Mfg. No.	Pitch	Fits	Price
883669	SD-SC-X		720cc 1995-1997 XP/SPX, 1997-2001 GS/GSI, 1996-2000 GTI/GTS	\$309.98 G
883670	SD-SC-X		82cc 1996-1998 XP/SPX/GSX, 1996-1998 GTX/GTX PRO	\$309.98 G

- Fun & Flotation
- Anchor & Dock
- Safety
- Electronics
- Trolling Motors
- Lighting
- Electrical
- Topside Acc.
- Cockpit & Deck
- Instruments
- Steering, Controls
- Perform.
- Fuel System
- Engine & Parts
- Engine Care
- Propellers**
- Seating & Pedestals
- Tops & Covers
- Pumps
- Cleaning & Care
- Paint & Paint Acc.
- Hardware, Fasteners
- Trailer
- Misc.
- Comm.

Solas PWC Super Camber A-B-C-D-E



- Cost effective solution.
- Remains one of the most popular products in the personal watercraft market.
- The Super Camber blade has increased flow and the thrust of the impeller.

Kawasaki

Order No.	Mfg. No.	Pitch	Fits	Price
883466	KB-SC-A		550cc 1982-1989 550JS	\$309.98 G
883492	KD-SC-A		550cc 1990-1996 550SX	\$309.98 G
883478	KE-SC-A		743cc 1993-1995 750ST, 1994 750XIR, 1992-1996 750SX, 1992-1997 750SS,	\$309.98 G

Fun & Flotation

Anchor & Dock



Order No.	Mfg. No.	Pitch	Fits	Price
883606	MB-SC-A		Mercury Sport Jet 90 HP Spline Drive	\$309.98 G

Safety

Electronics



Order No.	Mfg. No.	Pitch	Fits	Price
883656	SD-SC-A		580cc 1991-1992 XP, 1993 SPX, 1993-1996 SPI, 1988-1996 SP, 1992-1993 GSX/GTX, 1992-1996 GTS, 1990-1991 GT	\$309.98 G
883660	SD-SC-B		580cc 1991-1992 XP, 1993 SPX, 1993-1996 SPI, 1988-1996 SP, 1992-1993 GSX/GTX, 1992-1996 GTS, 1990-1991 GT Limited Motor	\$309.98 G

Trolling Motors

Lighting

Electrical



Order No.	Mfg. No.	Pitch	Fits	Price
883906	YA-SC-A		650cc All Wave Jammer 650/LX650; 500cc All Wave Runner 500/Wave Jammer 500	\$316.98 G

Topside Acc.

Cockpit & Deck

Solas PWC Super Camber S-I-J-K-H



- The last word of impeller evolution.
- This patented series has a more streamlined rubber seal.
- Streamlining reduces drag for the impeller while increasing volumetric flow of the pump at the same time.

Instruments

Steering, Controls

Perform.

Fuel System

Engine & Parts

Engine Care

Kawasaki

Order No.	Mfg. No.	Pitch	Fits	Price
8883454	KA-SC-I		635cc 1989-1996 650TS/650SX Stock and Limited Motors	\$309.98 G
883480	KE-SC-I		743cc 1994 750XIR	\$309.98 G
883505	KF-SC-I		891cc 1996-2002 900STX/STS/ZXI	\$309.98 G
883522	KE-SC-S	13-18	743cc 750 SXi PRO 1995-2002, 750STS 1995-2001, 750Xi Sport 1993-2000, 750ZXi 1995-1997, 750Xi 1993-1997, 750SS 1992-1997, 750SXi 1995-1996, 750SX 1992-1996, 750 XiR 1994, 750ST 1993-1995	\$308.98 G

Propellers

Seating & Pedestals

Tops & Covers

Pumps



Order No.	Mfg. No.	Pitch	Fits	Price
883635	PA-SC-I		1165cc 200-2002 Virage TX, Virage TXi, 2000 Genesis FFL, 1999-2004 Genesis, Genesis I	\$309.98 G

Cleaning & Care

Paint & Paint Acc.



Order No.	Mfg. No.	Pitch	Fits	Price
883668	SD-SC-I		720cc 1995-1997 XP/SPX, 1996-2000 GTI/GTS 1995- HX; 650cc 1993-1994 XP, 1994-1995 SPX, 1994-1995 GSX, 1994-1995 GTX	\$309.98 G

Hardware, Fasteners

Trailer



Order No.	Mfg. No.	Pitch	Fits	Price
883915	YB-SC-S		650cc Wave Runner III, 1991-1995 VXR	\$315.98 G
883911	YB-SC-I		650cc 1990-1993 Super Jet	\$315.98 G
883974	YD-SC-I		Stock Engine 760cc Wave Runner GP760 1997-2000; Wave Radier 760 1995	\$315.98 G

Misc.

Comm.

Solas PWC Impeller Seals



Order No.	Mfg. No.	Fits	Price
883210	SL009	Kawasaki - KA Super Camber (ABC Series); Super Camber (IJK Series); KD Super Camber (ABC Series); KE Super Camber (ABC Series); Super Camber (IJK Series); X-prop Series; Concord Series; KF Super Camber (IJK Series); X-prop Series; KG X-prop Series; Concord Series; KP Dynafly; Concord Series; Polaris - PF Concord Series; Tiger Shark - TB Super Camber (IJK Series); X-prop Series Kawasaki: Use with wrench WR001 (883303). Polaris, Tiger Shark: Use with wrench WR006 (883339)	\$6.98 G
883202	SL007	SeaDoo - SD Super Camber (ABC Series); SD Super Camber (IJK Series); SD, ST X-prop Series; SD, SF, ST Concord Series; ST Dynafly Series, Kawasaki - KH Dynafly Use with wrench WR001 (883303)	\$6.98 G
883217	SLA011	SeaDoo - SR Concord Series for Shaft 24mm Use with wrench WR011 (883353)	\$14.98 G
883220	SLA012	SeaDoo - SRX Concord Series Use with wrench WR012 (883365)	\$19.98 G
883205	SL008A	Yamaha - YB Super Camber (IJK Series) for Shaft 15mm Use with wrench WR004 (883327), Holder WR004H (883416)	\$6.98 G
883214	SLA009	Yamaha - YD Concord Series; YF X-prop Series; Concord Series; YG Dynafly Series; YH Concord Series YD: Use with wrench WR007 (883341), Holder WR004H (883416). YF/YG: Use with wrench WR007 (883341), Holder WR007H (883428). YH: Use with wrench WR001 (883303)	\$14.98 G

Solas PWC Jet Pump Wrench



Order No.	Mfg. No.	Fits	Price
883303	WR001	SeaDoo - SD Super Camber (ABC Series); SD Super Camber (IJK Series); SD, ST X-prop Series; SD, SF, ST Concord Series; ST Dynafly Series. Kawasaki - KA Super Camber (ABC Series); Super Camber (IJK Series); KD Super Camber (ABC Series); KE Super Camber (ABC Series); Super Camber (IJK Series); X-prop Series; Concord Series; KF Super Camber (IJK Series); X-prop Series; KG X-prop Series; Concord Series; KH Dynafly; KP Dynafly, Concord Series. Honda - HA Concord Series	\$10.98 G
883353	WR011	SeaDoo - SR Concord Series	\$16.98 G
883315	WR003	Yamaha - YA Super Camber (ABC Series)	\$7.98 G
883327	WR004	Yamaha - YB Super Camber (IJK Series); X-prop Series; Concord Series; YD Super Camber (IJK Series); X-prop Series	\$7.98 G
883339	WR006	Polaris - PF Concord Series; PL Super Camber (ABC Series); Super Camber (IJK Series); PA Super Camber (ABC Series); Super Camber (IJK Series); X-prop Series, Concord Series. Tiger Shark - TB Super Camber (IJK Series); X-prop Series	\$10.98 G
883341	WR007	Yamaha - YD Concord Series; YF X-prop Series; Concord Series; YG Dynafly Series	\$10.98 G

Solas PWC Intake Grates



Order No.	Mfg. No.	Fits	Price
883094	KH-IG-B	Kawasaki 1999-2006 1176 Ultra 150, 2001-2006 1071 Ultra 130 DI	\$110.98 G
883098	PL-IG-B	Polaris 2000-2002 1165 Pro 1200, VIRAGE TX/VIRAGE Tx; 1997-1998 1050 SL/SLX/SLXH/SLTX 1050; 1996-1997 900 SL900; 1996-2001 779 SLX Pro 785/SL780/SLT 780; 2002-2204 777 VIRAGE I; 1994-1995 744 SL750/SLT 750/SL750; 2000-2004 700 VIRAGE, 1998-2001 SLH, 1997 SL700DLX, 1996-1997 SL700, 1996-1997 Hurricane	\$101.98 G
883090	HW1-IG-B	Honda 2002-2007 1235 Turbo F-12X, 2002-2007 1235 F-12	\$129.98 G
883101	GSX-IG-B	SeaDoo 1997 951 GSX Ltd., 2000-2001 GTX/GTX D1, 1998-1999 GSX Ltd./GTX Ltd./XP Ltd., 1999-2003 LRV/LRV DI	\$110.98 G
883113	GTX-IG-B	SeaDoo 1999-2000 782 GSX RFI/GTX RFI, 1996-1998 GTX/GTX PRO	\$110.98 G
883125	SD-IG-B	SeaDoo 996-1998 782 XP/SPX/GSX; 1995-1997 720 XP/SPX, 1997-2001 GS/GSI, 1995- HX; 1993-1995 650 XP/SPX/GSX/GTX; 1991-1992 580 XP, 1993 SPX, 1993-1996 SPI, 1988-1996 SP, 1992-1993 GSX, 1992-1993 GTX, 1992-1996 GTS, 1990-1991 GT	\$101.98 G

Left to Right:
883098 (PL-IG-B, POLARIS),
883094 (KH-IG-B, KAWASAKI),
883151 (XP-IG-B, SEADOO),
883113 (GTX-IG-B, SEADOO),
883101 (GSX-IG-B, SEADOO),
883125 (SD-IG-B, SEADOO)

Order No.	Mfg. No.	Fits	Price
883151	XP-IG-B	SeaDoo 2001-2005 720 GTI/GTI LE/GTI RFI; 2001-2002 GTS	\$110.98 G

- Fun & Flotation
- Anchor & Dock
- Safety
- Electronics
- Trolling Motors
- Lighting
- Electrical
- Topside Acc.
- Cockpit & Deck
- Instruments
- Steering, Controls
- Perform.
- Fuel System
- Engine & Parts
- Engine Care
- Propellers**
- Seating & Pedestals
- Tops & Covers
- Pumps
- Cleaning & Care
- Paint & Paint Acc.
- Hardware, Fasteners
- Trailer
- Misc.
- Comm.

Solas PWC Wear Ring



Order No.	Mfg. No.	Fits	Price
883370	SR-HS156-001	SeaDoo 1494 GTX 4-Tech Limited Supercharged (185 HP) 2003-2004; GTX 4-Tech Supercharged (185 HP) 2003-2006; GTS SE 155/RXP (155 HP) 2007-; GTX/GTX 4-Tech/GTX Wake (155 HP) 2002-; GTI/GTI SE 130 2006-	\$133.98 G
883375	SRXHS159-002	SeaDoo 1494 RXP-X 2009-; RXT-X 2009-; RXP (215 HP) 2009-; RXT (215 HP) 2009-; GTX Limited (215 HP) 2009-; Wake Supercharged (215 HP) 2009-; RXP-X 2008; RXT-X 2008; RXP (215 HP) 2004-; RXT (215 HP) 2005-; GTX Limited (215 HP) 2005-; Wake Supercharged (215 HP) 2007-	\$133.98 G

- Fun & Flotation
- Anchor & Dock
- Safety
- Electronics
- Trolling Motors
- Lighting
- Electrical
- Topside Acc.
- Cockpit & Deck
- Instruments
- Steering, Controls
- Perform.
- Fuel System
- Engine & Parts
- Engine Care
- Propellers
- Seating & Pedestals
- Tops & Covers
- Pumps
- Cleaning & Care
- Paint & Paint Acc.
- Hardware, Fasteners
- Trailerling
- Misc.
- Comm.

Solas PWC High Performance Jet Pump



• SeaDoo 782/720/650/580 cc PWC.

Order No.	Mfg. No. / Description	Price
883646	(SD-PM-140/60) 6 Vane	\$1,382.98 G

Solas PWC Jet Pump Holders



Order No.	Mfg. No.	Fits	Price
883404	WR003H	Yamaha YA Super Camber (ABC Series)	\$7.98 G
883416	WR004H	Yamaha YB Super Camber (IJK Series); X-prop Series; Concord Series; YD Super Camber (IJK Series); X-prop Series	\$7.98 G
883428	WR007H	Yamaha YD Concord Series; VF X-prop Series, Concord Series; YG Dynafly Series	\$10.98 G
883435	WR014H	Yamaha YS Dynafly Series, Concord Series	\$11.98 G